



E U R A M

WORLD WIDE EURAM

**COMPANY WITH QUALITY MANAGEMENT
SYSTEM CERTIFIED BY DNV
= ISO 9001 =**

**UTENSILI AD ALTA PRECISIONE
PER PRESSE PIEGATRICI
HIGH PRECISION PRESS BRAKE TOOLS
PRÄZISIONS ABKANTWERKZEUGE
OUTILS DE PLIAGE HAUTE PRECISION**

E U R A M

WORLD WIDE EURAM

www.euram.it



E U R A M
WORLD WIDE EURAM



INDICE / INDEX

CHI SIAMO COMPANY	P. 06
PUNZONI PUNCHES	P. 09
GRAFICI DEI LIMITI DI PIEGATURA BEND LIMIT GRAPHICS	P. 27
MATRICI DIES	P. 44
UTENSILI PIEGA-SCHIACCIA HEMMING TOOLING	P. 68
PIEGA-SCHIACCIA PNEUMATICI PNEUMATIC HEMMING TOOLING	P. 70
SUPPORTI MATRICI LOWER TOOL HOLDERS	P. 78
INTERMEDIARI SUPPORTO PUNZONI INTERMEDIATE UPPER TOOL HOLDERS	P. 86
STAFFA DI SICUREZZA SECURITY CLAMP	P. 90
INTERMEDI PNEUMATICI PNEUMATIC INTERMEDIATES	P. 92
MONTAGGIO INTERMEDI PNEUMATICI PNEUMATIC INTERMEDIATES ASSEMBLY	P. 92
PUNZONI TIPO TRUMPF UPPER TOOLS TRUMPF SYSTEM	P. 100
PUNZONI TIPO WILA UPPER TOOLS WILA SYSTEM	P. 102
MATRICI TIPO WILA / TRUMPF LOWER TOOLS WILA / TRUMPF SYSTEM	P. 112
UTENSILI SPECIALI SPECIAL TOOLS	P. 114
TABELLA DI PIEGATURA BENDING TABLE	P. 116

EURAM
2045/25/835 H80

EURAM
2045/25/835 H80

EURAM
2045/25/835 H80

EURAM
2045/25/835 H80

EURAM
2045/25/835 H80

EURAM
2045/25/835 H80



SIMBOLI / SYMBOLS



Spedizione tassativa entro le 24H per tutti gli articoli con questo logo.

Delivery within 24 hours for all items with this logo - J.I.T.(Just In Time) service.

Alle Artikel mit diesem Symbol führen wir ab Lager! 24-Std.-Lieferservice.

Expédition formelle dans les 24 heures pour toutes les articles avec ce label.



Spedizione entro le 6 settimane per tutti gli articoli con questo logo.

Delivery within 6 weeks for all items with this logo.

Alle Artikel mit diesem Symbol führen wir ab Lager! 6-W-Lieferservice.

Expédition dans les 6 semaines pour toutes les articles avec ce label.



Mat.: acciaio C 45 (50-55 HRC)
Mat.: CK 45 (50-55 HRC)



Mat.: acciaio C 55 (53-60 hrc)
Mat.: CK 55 (53-60 hrc)



Mat.: UNI EN 10083/1 - ISO 683 -
(42CrM04) - (53-60 HRC)

Mat.: UNI EN 10083/1 - ISO 683 -
(42CrM04) - (53-60 HRC)



WORLD WIDE EURAM

CHI SIAMO

I nostri 35 anni di esperienza sul mercato mondiale, operati al più alto livello, hanno fatto di EURAM una delle aziende leader della piegatura della lamiera.

Oggi EURAM è in grado di fornire utensili intercambiabili tali da soddisfare tutte le esigenze del cliente fino ad una tolleranza critica di +/- 0.005 millimetri.



UMBERTO L. COELLI - President & C.E.O.



COMPANY

Our 35 years of experience on the worldwide market, operating at the highest level, has made Euram one of the leading companies in the sheet metal bending sector.

Today we are able to supply interchangeable tools and can satisfy all customer requirements up to a critical tolerance of +/- 0.005 mm.

GESELLSCHAFT

Unsere 35 Jahren Erfahrung auf dem Weltmarkt, in denen wir auf höchstem Niveau operieren, haben Euram zu einer der führenden Gesellschaften im Bereich des Biegens von Metallblechen gemacht. Heute sind wir in der Lage, austauschbare Werkzeuge zu liefern und können alle Kundenwünsche mit einer Toleranzgrenze von +/- 0.005 mm erfüllen.

SOCIÉTÉ

Notre expérience de 35 ans sur le marché international, agissant au plus haut niveau, a fait d'Euram l'une des entreprises leader dans le secteur du pliage de tôle. Aujourd'hui, nous sommes en mesure de fournir des outils interchangeables et de satisfaire toutes les exigences de nos clients jusqu'au niveau critique de tolérance de +/- 0.005 mm.






Gli investimenti finanziari effettuati nel corso degli ultimi anni e la collaborazione con un'azienda leader nel settore della produzione e lo sviluppo di rettifiche CNC ci hanno permesso di rinnovare completamente la struttura tecnologica nei diversi impianti di produzione in tutta Italia ed in Europa.

Unsere technologischen und finanziellen Investitionen der vergangenen Jahre und die Zusammenarbeit mit führenden Hersteller - und Entwicklungsfirmen von CNC-Schleifmaschinen haben es uns erlaubt, unseren Werkzeugmaschinenpark in unseren verschiedenen Produktionsstätten in Italien und Europa vollständig zu erneuern.

Our technological and financial investments over the past few years and the cooperation with leading companies in the production and development of CNC grinding machines have allowed us to completely renew our machine tools in our various manufacturing facilities throughout Italy and Europe.

Nos investissements technologiques et financiers de ces dernières années et notre coopération avec les compagnies leader dans la production et le développement d'affûteuses CNC nous ont permis de renouveler intégralement nos machines-outils dans nos différentes usines de production situées à travers toute l'Italie et l'Europe.



DOVE SIAMO - WHERE WE ARE
WO WIR SIND - OU NOUS SOMMES

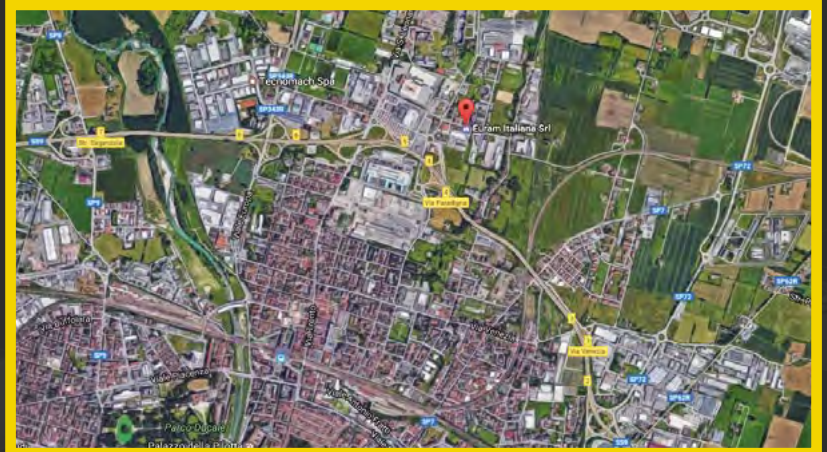
EURAM Italiana srl

Head Office:

Traversante San Leonardo, 13/A, 43122 PARMA (Italy)

Ph: +39 0521 776545 - **Fax:** +39 0521 776353

e-mail: euram@euram.it - internet: www.euram.it



Utensili per presse piegatrici realizzati con standards di qualità superiore, temprati a induzione sulle parti di lavoro e totalmente rettificati. Lunghezza standard: 835mm; 415 mm; 835 frazionati.

Press Brake Tooling in best quality, induction hardened and ground on the working surfaces. Standard length: 835mm; 415 mm; 835 sectioned.

Abkantwerkzeuge in bester Qualität, induktionsgehärtet - arbeitsflächen geschliffen. Standardlängen: 835mm; 415 mm; 835 sektioniert.

Outils de pliage de qualité supérieure tempérés par induction avec faces principales rectifiées. Longueur standard: 835mm; 415 mm; 835 fractionné.

PUNZONI PUNCHES

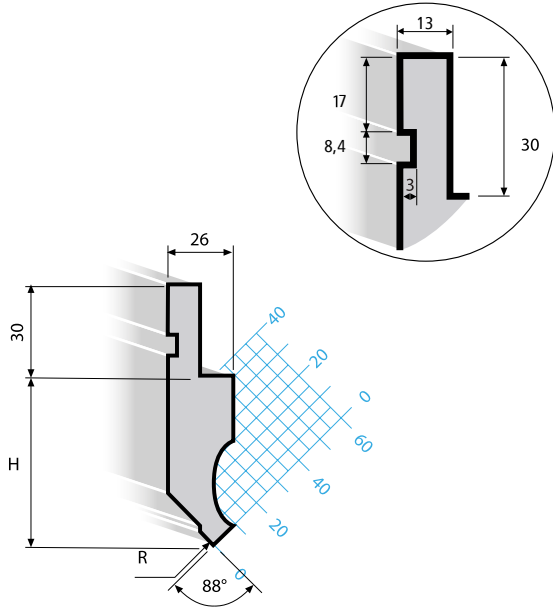


1010 / A / 88°

24H

R= 0.2 mm	H= 66.90
R= 0.8 mm	H= 66.60
R= 1.5 mm	H= 65.90
R= 2.3 mm	H= 65.60
R= 3 mm	H= 65.25

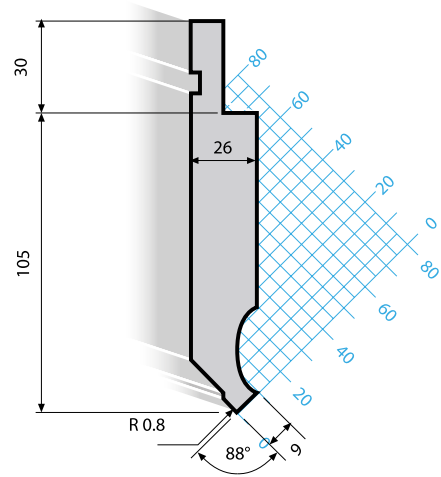
SOLID 100 T/m ★



1010 / A / 88° / 0.8 / 105

24H

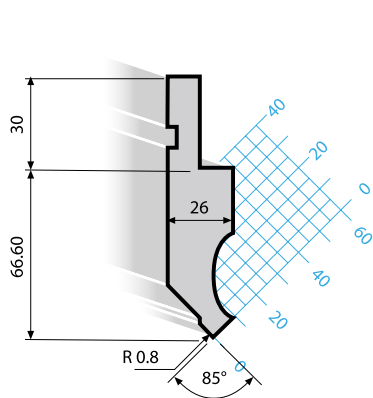
SOLID 100 T/m ★



1010 / A / 85° / 0.8

24H

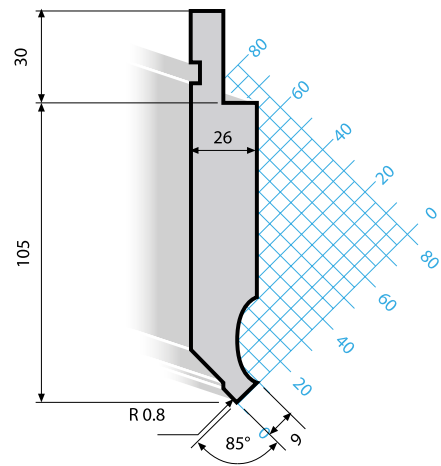
SOLID 100 T/m ★



1010 / A / 85° / 0.8 / 105

24H

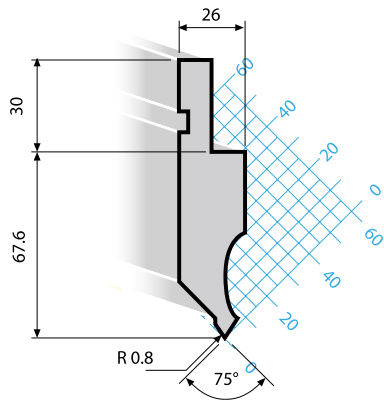
SOLID 100 T/m ★



1010 / A / 75° / 0.8

24H

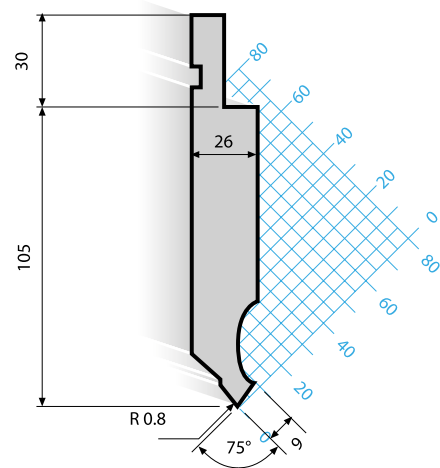
SOLID 100 T/m



1010 / A / 75° / 0.8 / 105

24H

SOLID 100 T/m



1010 / A / 90°

24H

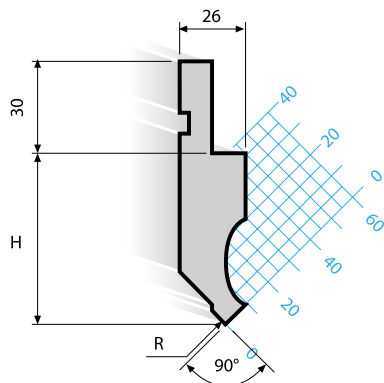
R= 0.2 mm

H= 66.9

R= 0.8 mm

H= 66.6

SOLID 100 T/m



1010 / 88°

24H

PHASE

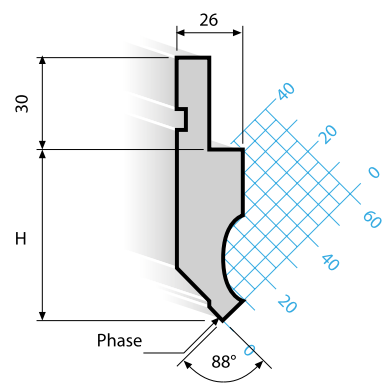
0.8 mm

H= 66.1

2.9 mm

H= 65

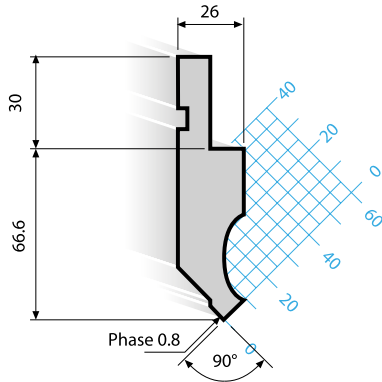
SOLID 100 T/m



1010 / 90° / 0.8

24H

SOLID 100 T/m



1011 / 45°

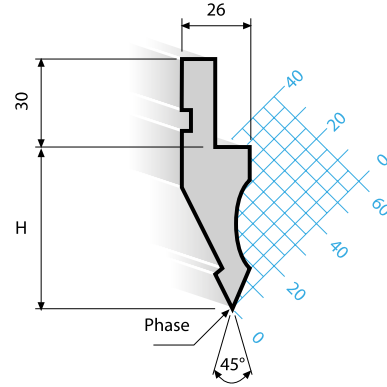
24H

PHASE

0.8 mm | H= 66.03

1.5 mm | H= 65.20

SOLID 70 T/m



1011 / A / 45°

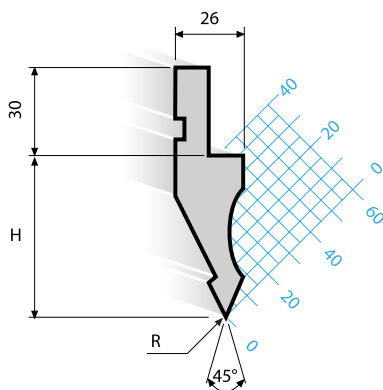
24H

R= 0.4 mm | H= 66.40

R= 0.8 mm | H= 66.03

R= 1.5 mm | H= 65.20

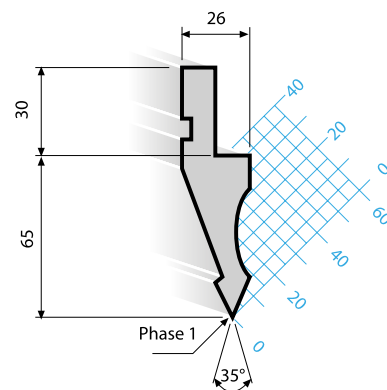
SOLID 70 T/m



3864 / 35° / 1

24H

SOLID 50 T/m



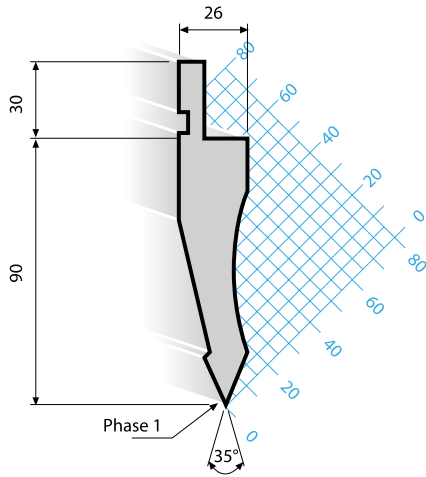
Abkantwerkzeuge in bester Qualität,
 induktionsgehärtet - arbeitsflächen geschliffen.
 Standardlängen: 835 mm; 415 mm; 835 sektioniert.

Outils de pliage de qualité supérieure trempés par
 induction avec faces principales rectifiées.
 Longueur standard: 835 mm; 415 mm; 835 fractionné.

1012 / 35° / 1

24H

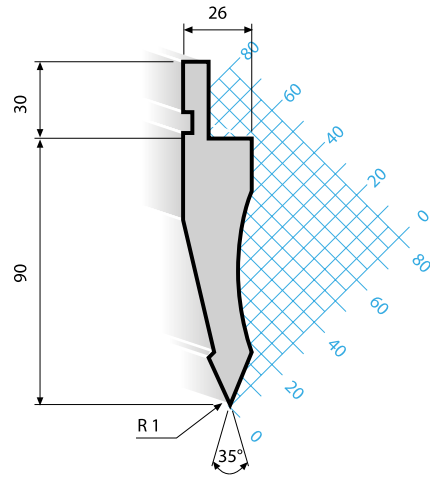
SOLID 70 T/m



1012 / A / 35° / 1

24H

SOLID 70 T/m



1013

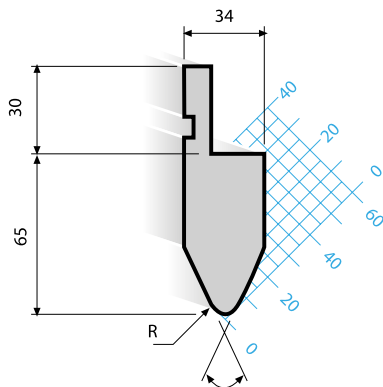
24H

R= 5 mm | 35°

R= 6 mm | 60°

R= 6 mm | 80°

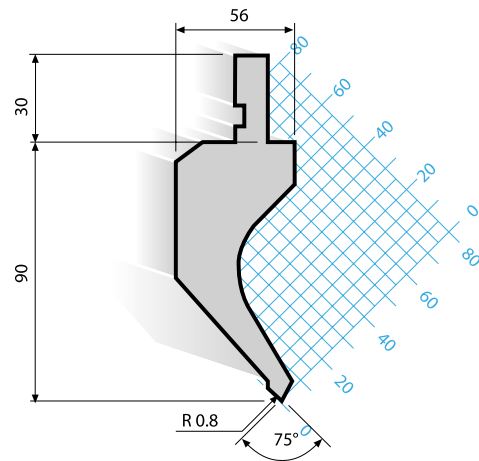
SOLID 100 T/m



1014 / A / 75° / 0.8

24H

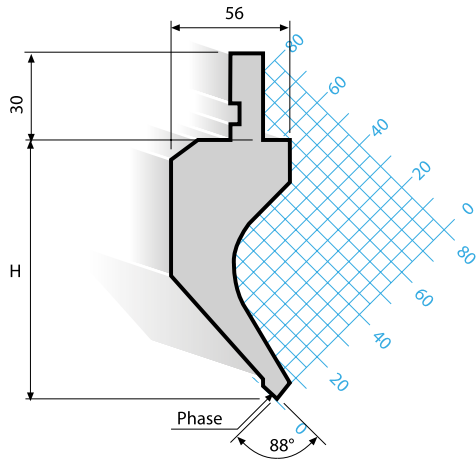
SOLID 50 T/m



1014 / 88°

24H

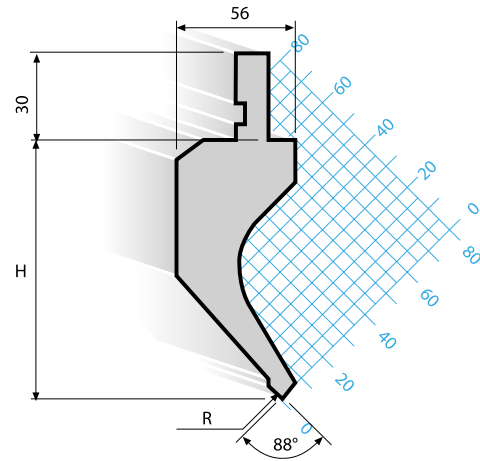
PHASE	
0.8 mm	H= 89.59
2.9 mm	H= 88.50
SOLID 50 T/m	★



1014 / A / 88°

24H

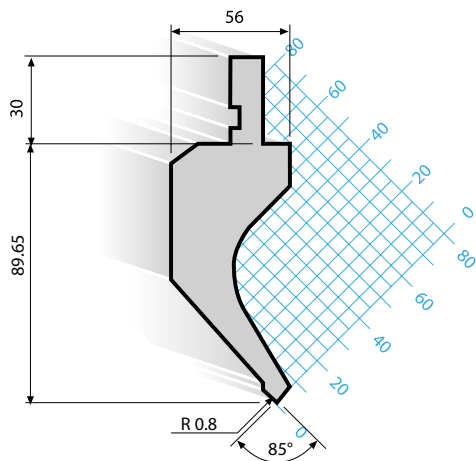
R= 0.2 mm	H= 89.91
R= 0.8 mm	H= 89.65
R= 3 mm	H= 88.68
SOLID 50 T/m	★



1014 / A / 85° / 0.8

24H

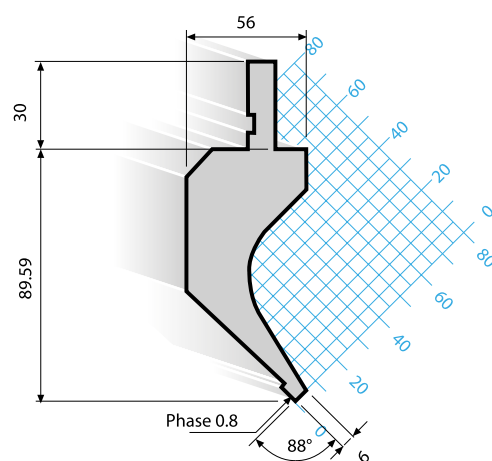
SOLID 50 T/m	★
--------------	---



1014 / 88° / 0.8 / 6

24H

SOLID 50 T/m	★
--------------	---



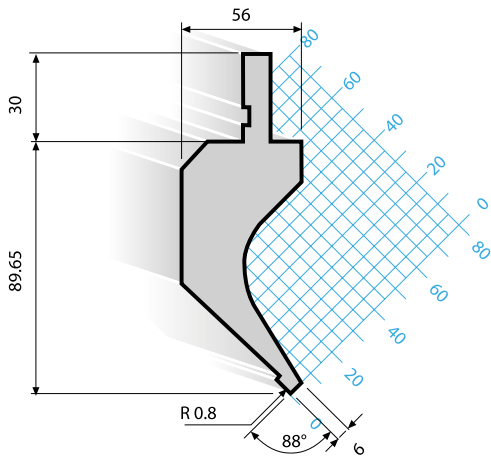
Abkantwerkzeuge in bester Qualität,
 induktionsgehärtet - arbeitsflächen geschliffen.
 Standardlängen: 835 mm; 415 mm; 835 sektioniert.

Outils de pliage de qualité supérieure trempés par
 induction avec faces principales rectifiées.
 Longueur standard: 835 mm; 415 mm; 835 fractionné.

1014 / A / 88° / 0.8 / 6

24H

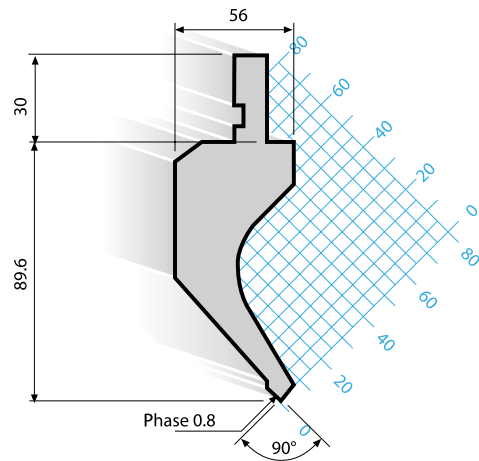
SOLID 50 T/m



1014 / 90° / 0.8

24H

SOLID 50 T/m

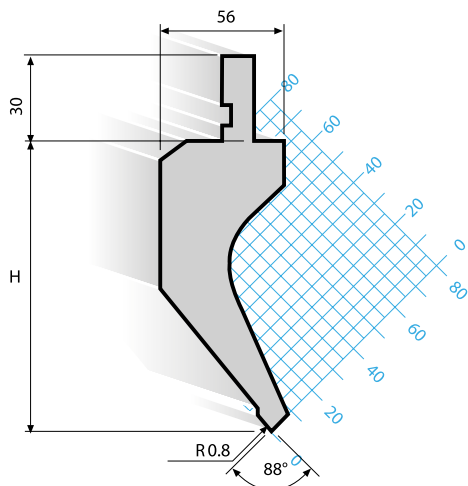


1015 / A / 88°

24H

R= 0.2 mm	H= 104.9
R= 0.8 mm	H= 104.6
R= 1.5 mm	H= 103.9
R= 3 mm	H= 103.5

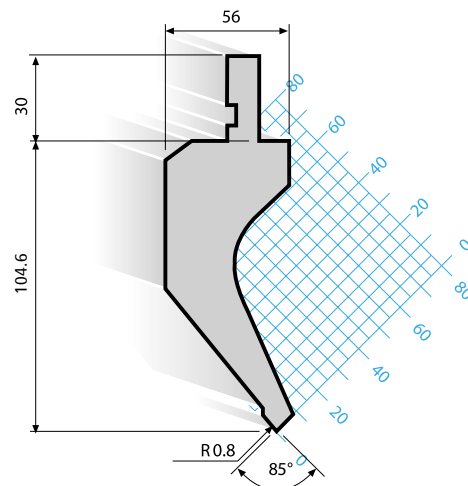
SOLID 50 T/m



1015 / A / 85° / 0.8

24H

SOLID 50 T/m



1015 / 88°

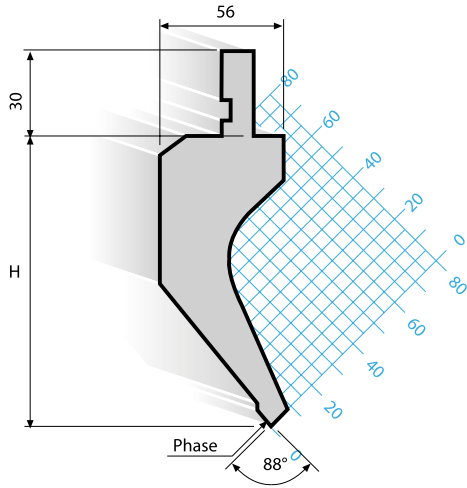
24H

PHASE

1 mm | H= 104.48

3 mm | H= 103.45

SOLID 50 T/m



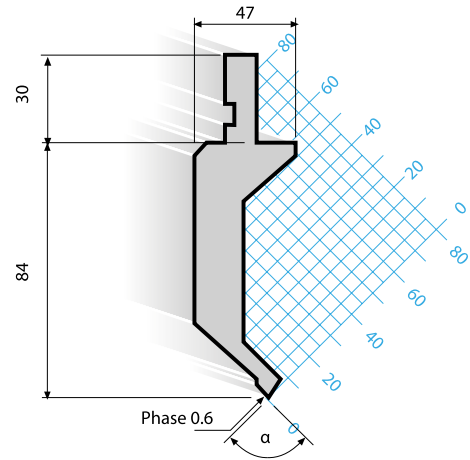
1016 / α / 0.6

24H

α= 88°

α= 90°

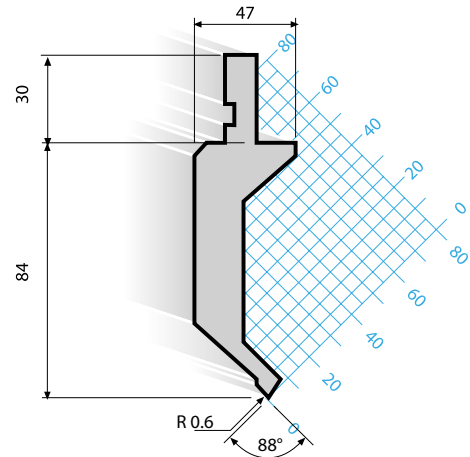
SOLID 15 T/m



1016 / A / 88° / 0.6

24H

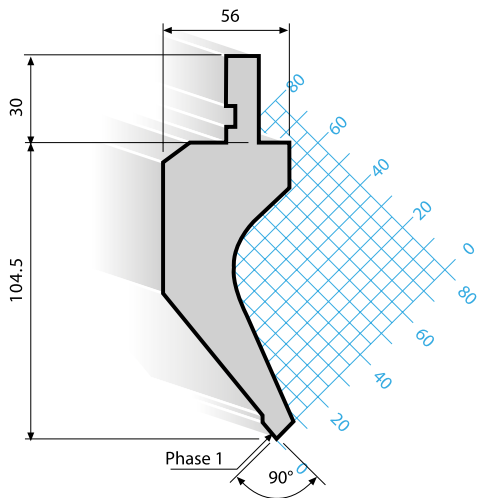
SOLID 35 T/m



1015 / 90° / 1

24H

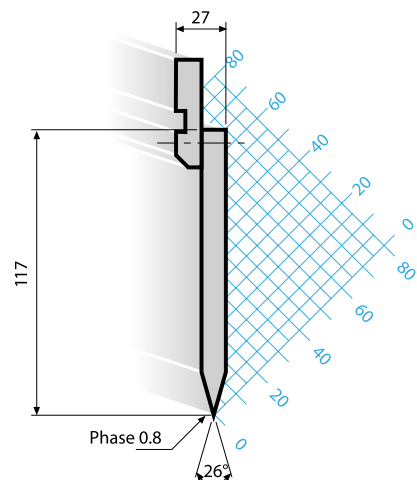
SOLID 50 T/m



1017 / 26° / 0.8

24H

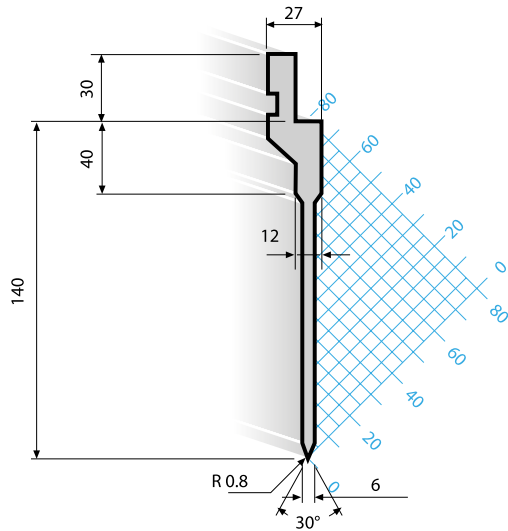
SOLID 100 T/m



1017 / A / 30° / 0.8 / W

24H

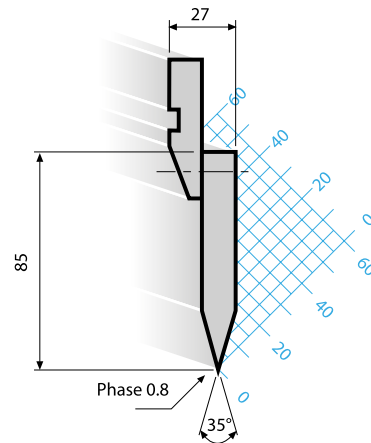
SOLID 40 T/m



1017 / 35° / 0.8

24H

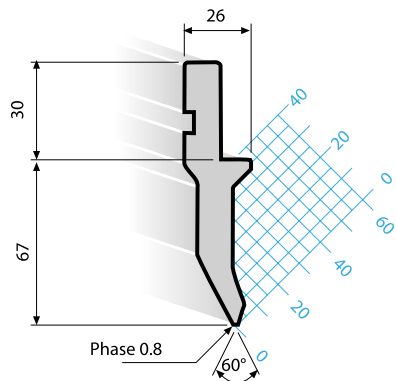
SOLID 100 T/m



1018 / 60° / 0.8

24H

SOLID 70 T/m



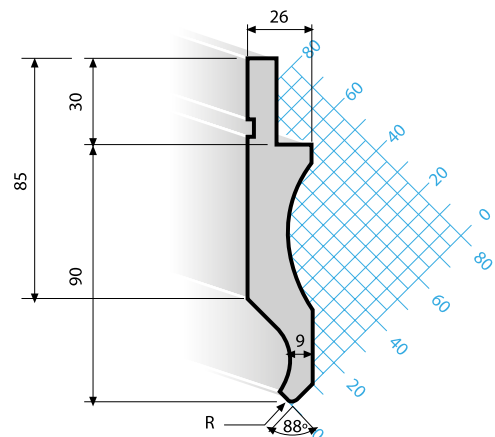
1019 / A / 88°

24H

R= 0.8 mm

R= 3 mm

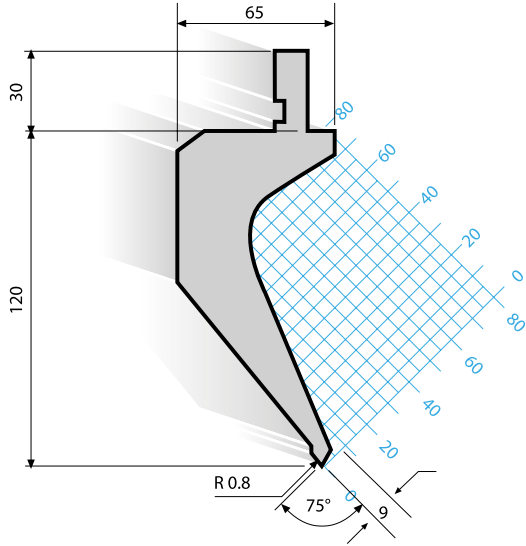
SOLID 50 T/m



1020 / A / 75° / 0.8

24H

SOLID 50 T/m



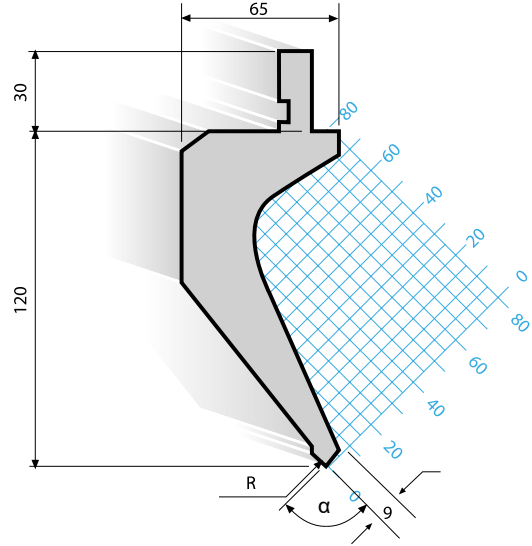
1020 / A / α / R

24H

$\alpha = 85 - 88$

R = 0.2 mm - R = 0.8 mm

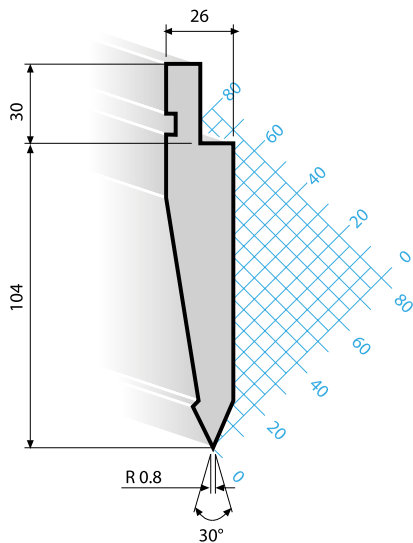
SOLID 50 T/m



1021 / A / 30° / 0.8

24H

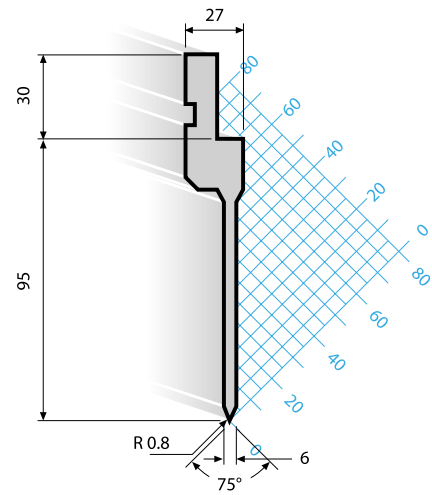
SOLID 100 T/m



1022 / A / 75° / 0.8

24H

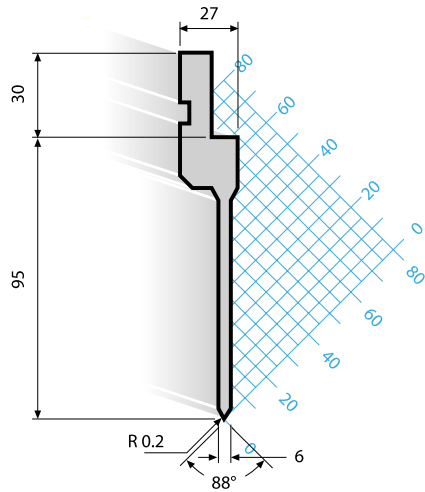
SOLID 50 T/m



1022 / A / 88° / 0.2

24H

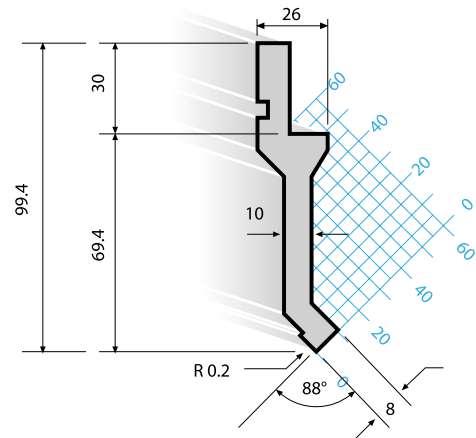
SOLID 50 T/m



1023 / A / 88° / 0.2

24H

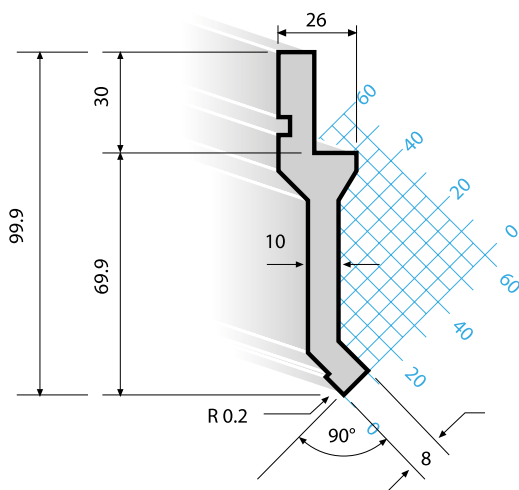
SOLID 50 T/m



1023 / A / 90° / 0.2

24H

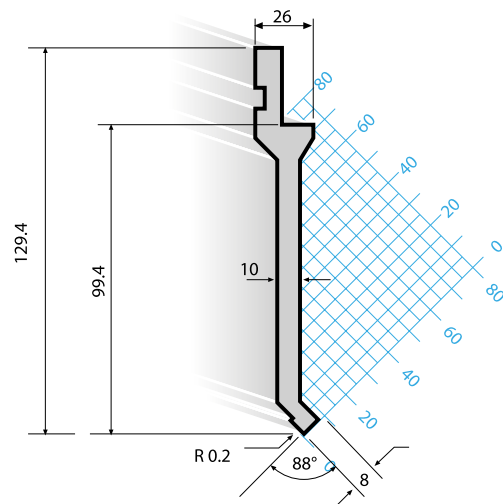
SOLID 50 T/m



1024 / A / 88° / 0.2

24H

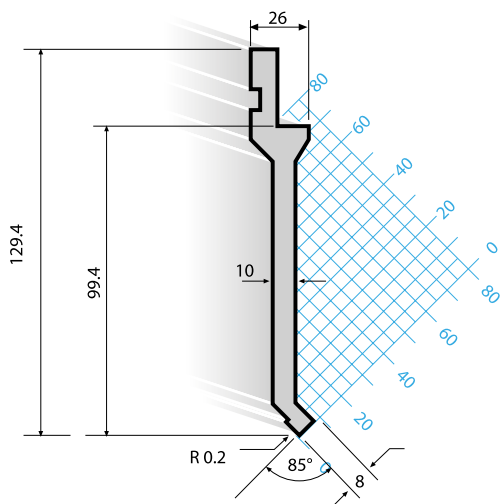
SOLID 50 T/m



1024 / A / 85° / 0.2

24H

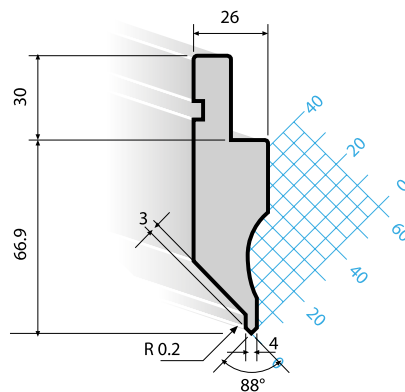
SOLID 50 T/m



1025 / A / 88° / 0.2

24H

SOLID 40 T/m



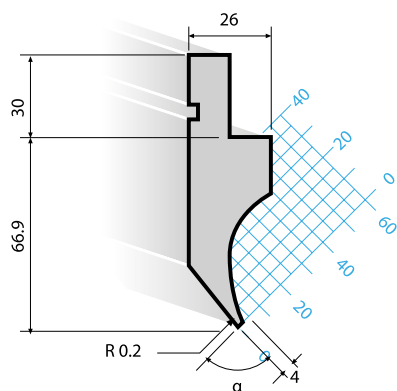
1026 / α / 0.2

24H

α = 90°

α = 88°

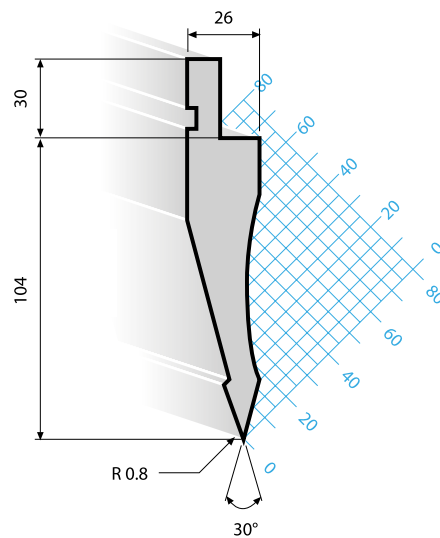
SOLID 20 T/m



1027 / A / 30° / 0.8

24H

SOLID 70 T/m



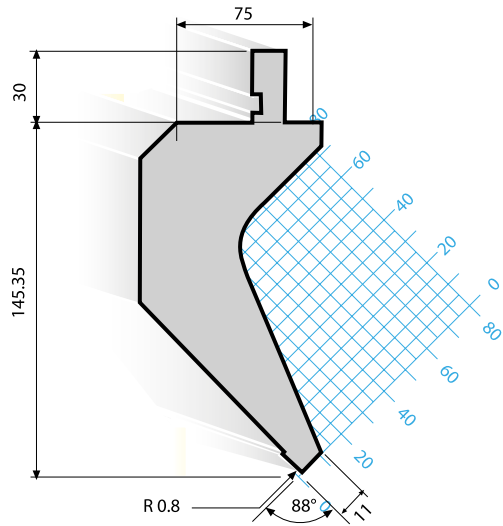
Abkantwerkzeuge in bester Qualität,
 induktionsgehärtet - arbeitsflächen geschliffen.
 Standardlängen: 835 mm; 415 mm; 835 sektioniert.

Outils de pliage de qualité supérieure trempés par
 induction avec faces principales rectifiées.
 Longueur standard: 835 mm; 415 mm; 835 fractionné.

1028 / A / 88° / 0.8

24H

SOLID 80 T/m



1029 / A / 85°

24H

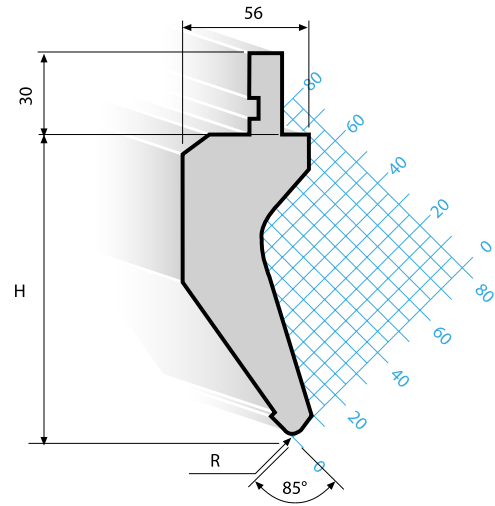
R= 5 mm

H= 105

R= 6.5 mm

H= 104.03

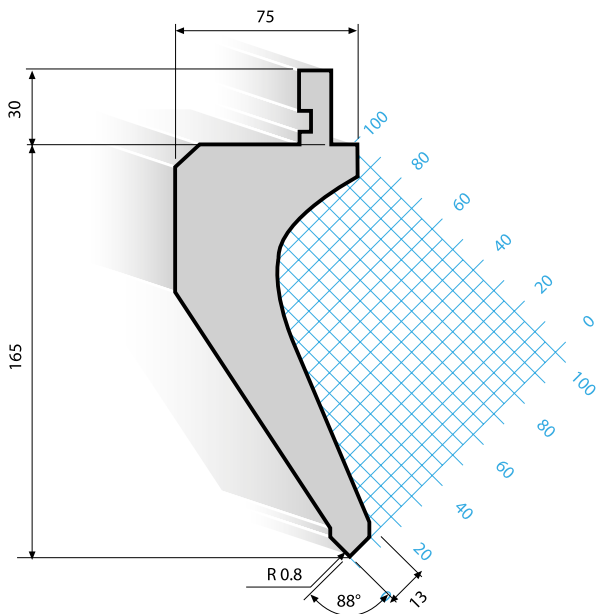
SOLID 70 T/m



1030 / A / 88° / 0.8

24H

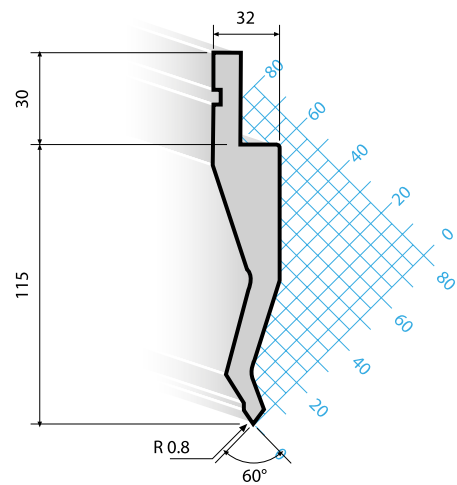
SOLID 60 T/m



1031 / A / 60° / 0.8

24H

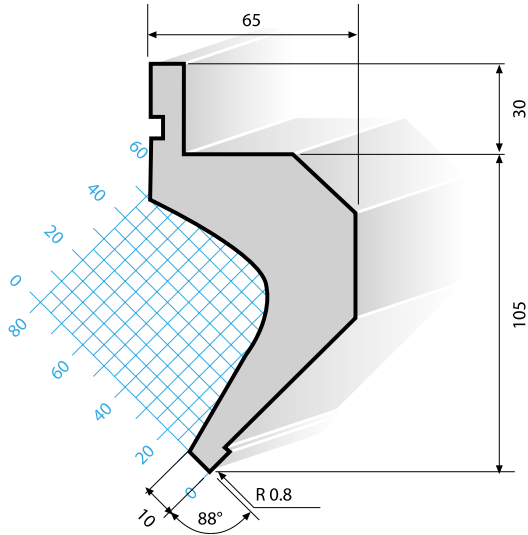
SOLID 60 T/m



1032 / A / 88° / 0.8

24H

SOLID 45 T/m



1033 / A / 28° / 0.6

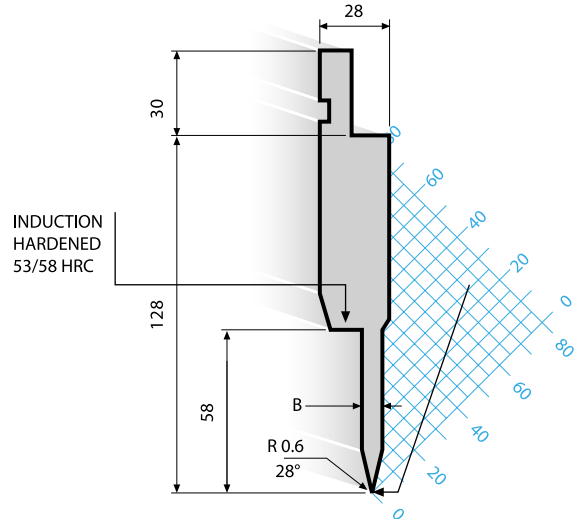
24H

B= 8 mm

B= 10 mm

B= 12 mm

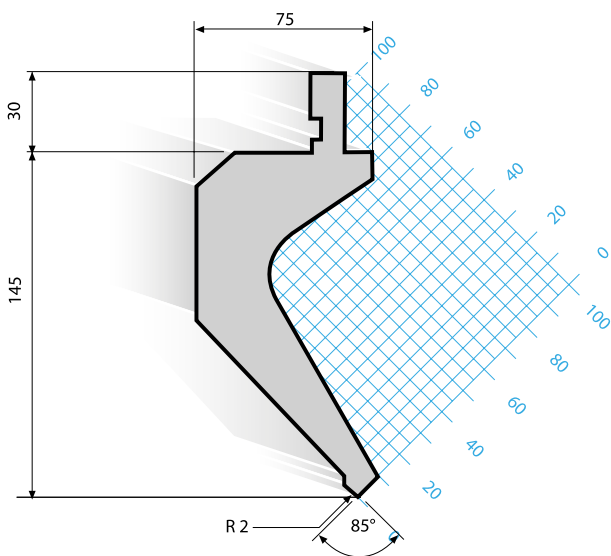
SOLID 70 T/m



1034 / A / 85° / 2

24H

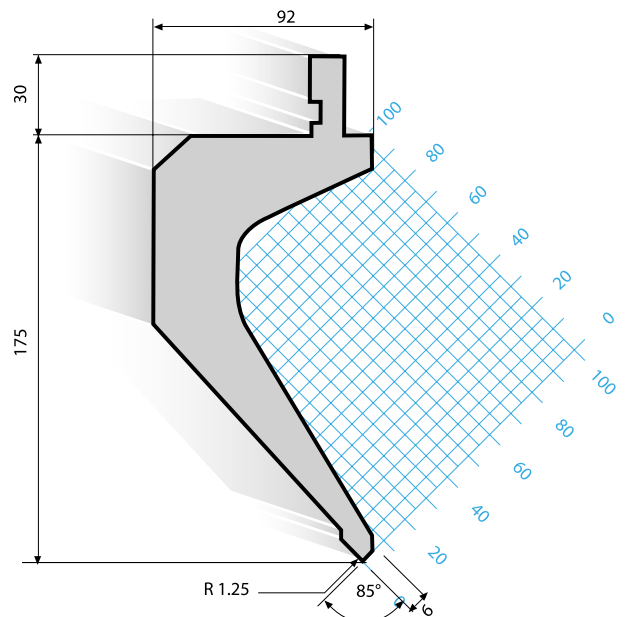
SOLID 90 T/m



1035 / A / 85° / 1.25

24H

SOLID 90 T/m



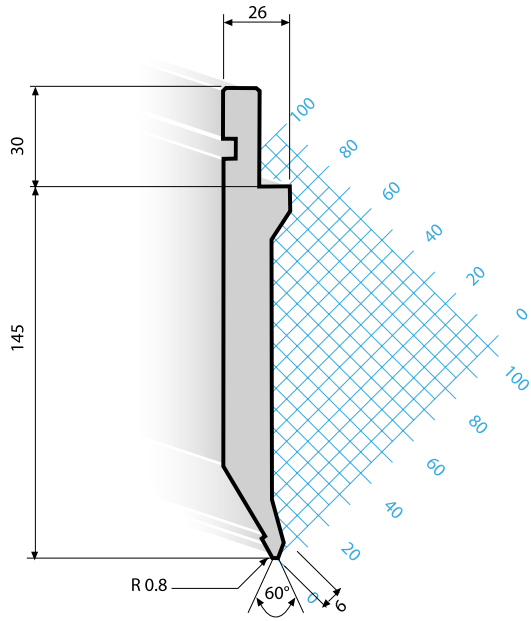
Abkantwerkzeuge in bester Qualität,
 induktionsgehärtet - arbeitsflächen geschliffen.
 Standardlängen: 835 mm; 415 mm; 835 sektioniert.

Outils de pliage de qualité supérieure trempés par
 induction avec faces principales rectifiées.
 Longueur standard: 835 mm; 415 mm; 835 fractionné.

1036 / A / 60° / 0.8

24H

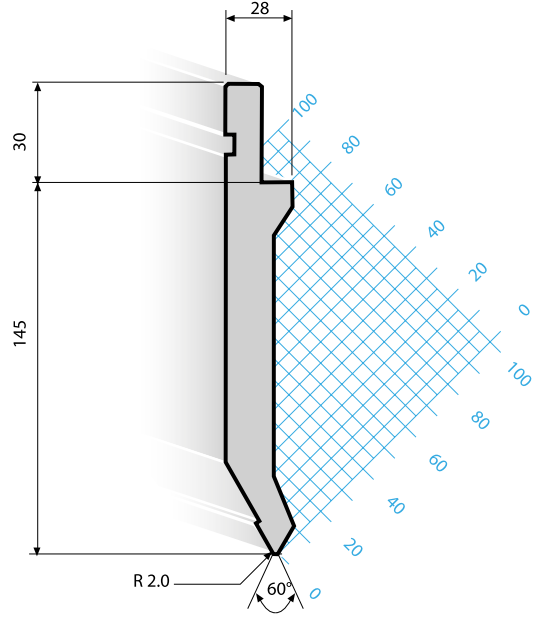
SOLID 70 T/m



1037 / A / 60° / 2

24H

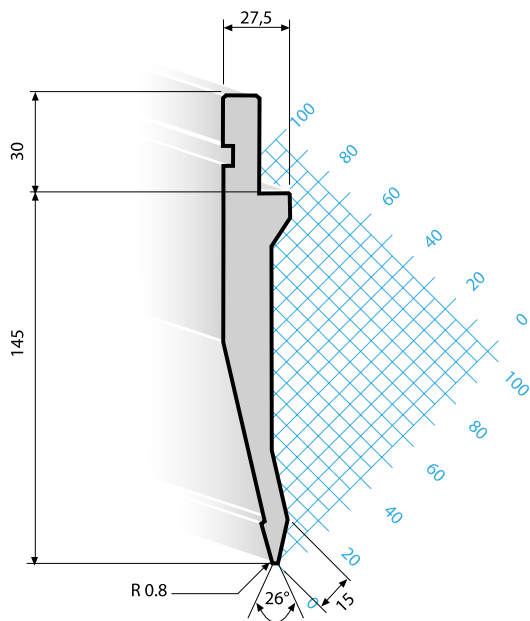
SOLID 100 T/m



1038 / A / 26° / 0.8

24H

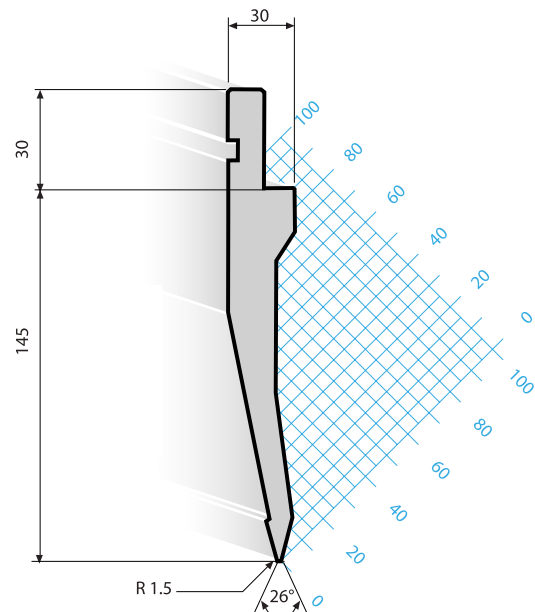
SOLID 100 T/m



1039 / A / 26° / 1.5

24H

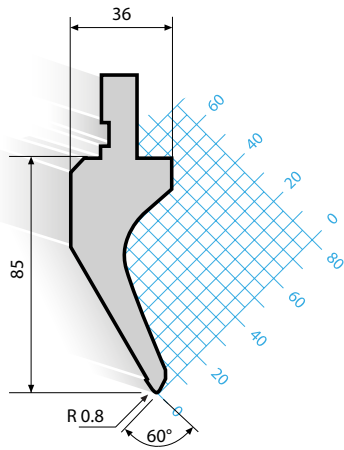
SOLID 100 T/m



1040 / A / 60° / 0.8

24H

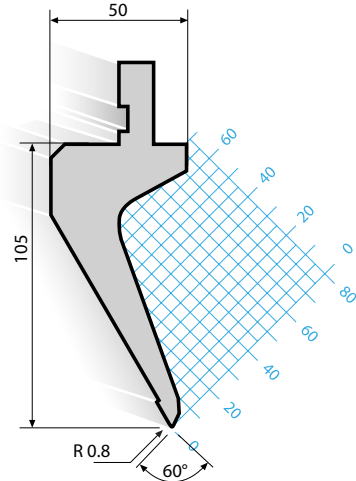
SOLID 40 T/m



1041 / A / 60° / 0.8

24H

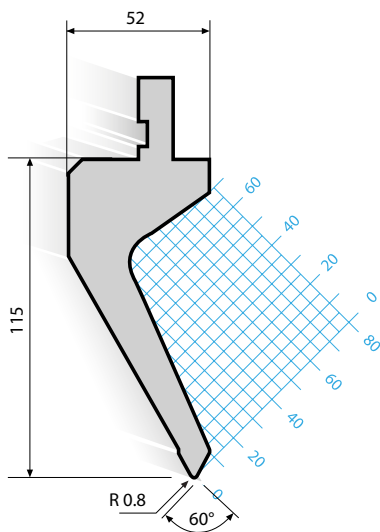
SOLID 40 T/m



1042 / A / 60° / 0.8

24H

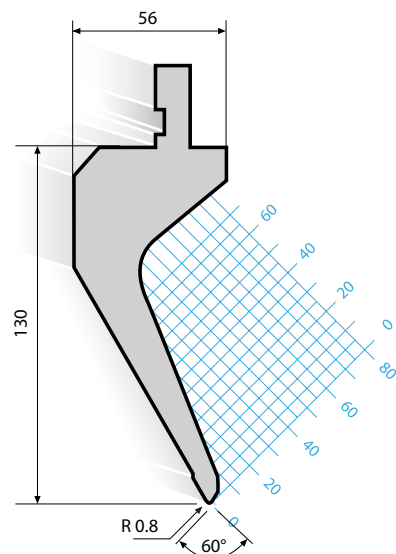
SOLID 40 T/m



1043 / A / 60° / 0.8

24H

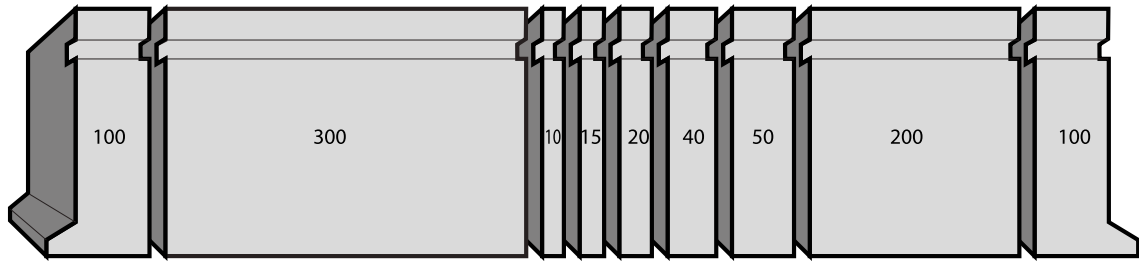
SOLID 40 T/m



Abkantwerkzeuge in bester qualität,
 induktionsgehärtet - arbeitsflächen geschliffen.
 Standardlängen: 835mm; 415 mm; 835 sektioniert.

Outils de pliage de qualité supérieure trempés par
 induction avec faces principales rectifiées.
 Longueur standard: 835mm; 415 mm; 835 fractionné.

**Frazionatura standard per 835 mm - Standard sectioning for 835 mm
 Standard Sektionierung für 835 mm - Fractionnement standard pour 835 mm**

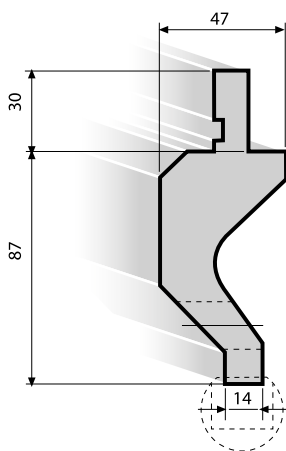


4003

SOLID 50 T/m



6w



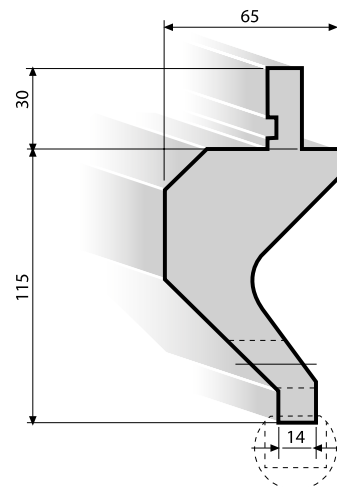
* Acciaio non temprato
 Steel not hardened

4004

SOLID 50 T/m



6w



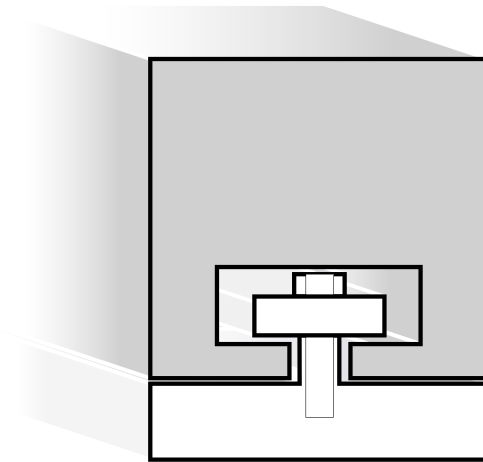
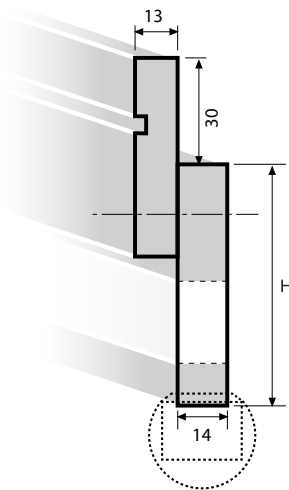
* Acciaio non temprato
 Steel not hardened

4005

24H

H= 67 | H= 105

SOLID 100 T/m

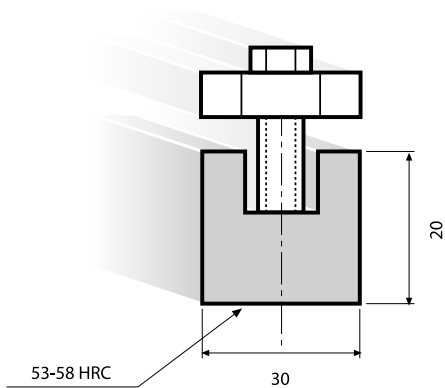


* Acciaio non temprato
Steel not hardened

4002

24H

SOLID 100 T/m

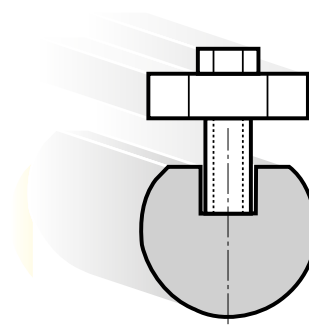


4009 / R

24H

- R= 7,5 mm
- R= 10 mm
- R= 12,5 mm
- R= 15 mm
- R= 17,5 mm
- R= 20 mm
- R= 25 mm
- R= 30 mm
- R= 40 mm
- R= 50 mm

SOLID 100 T/m



* Acciaio non temprato
Steel not hardened

GRAFICO DEL LIMITE DI PIEGATURA / BEND LIMIT GRAPHIC

1010 - 1010 / A

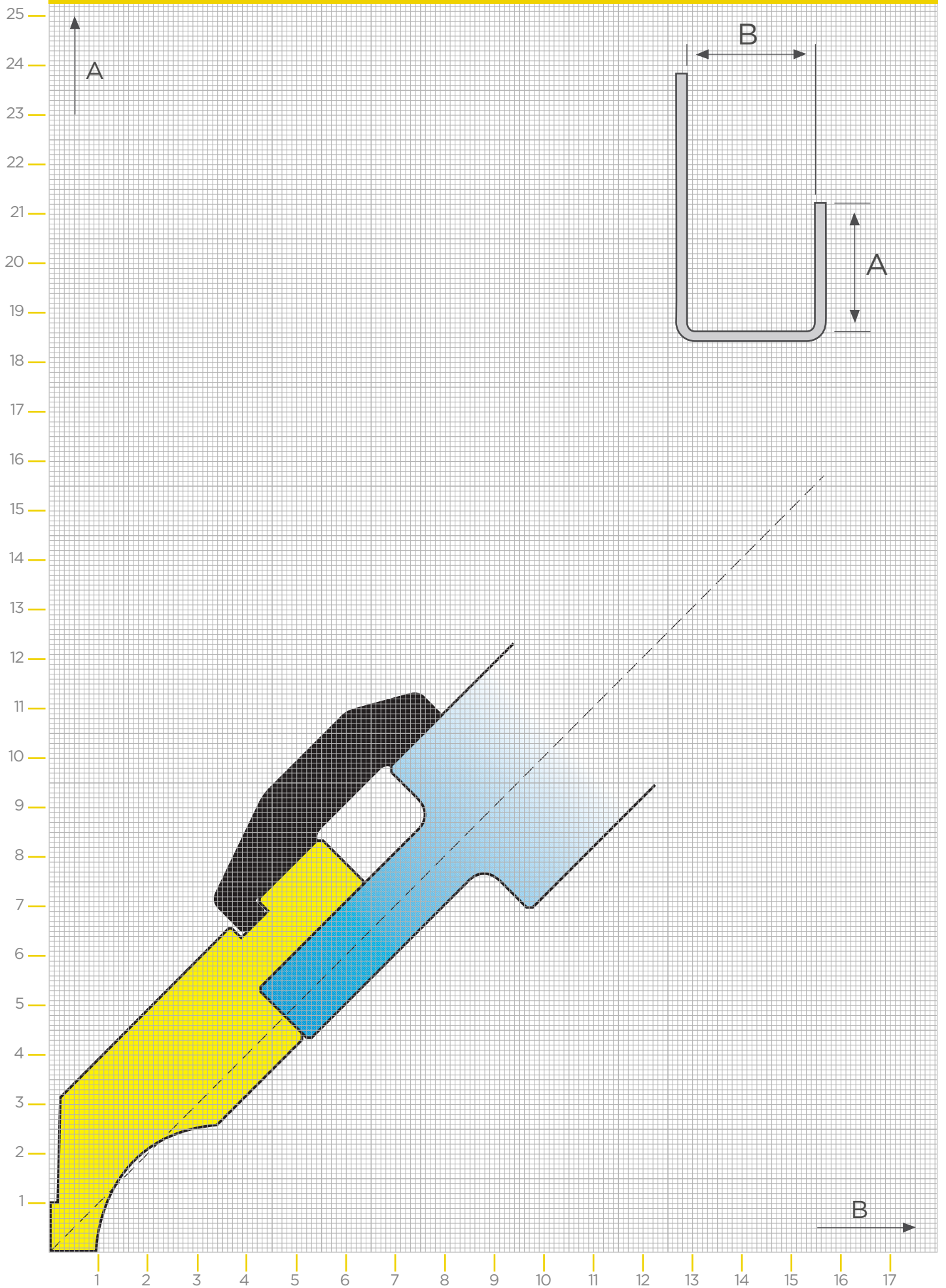


GRAFICO DEL LIMITE DI PIEGATURA / BEND LIMIT GRAPHIC

1026

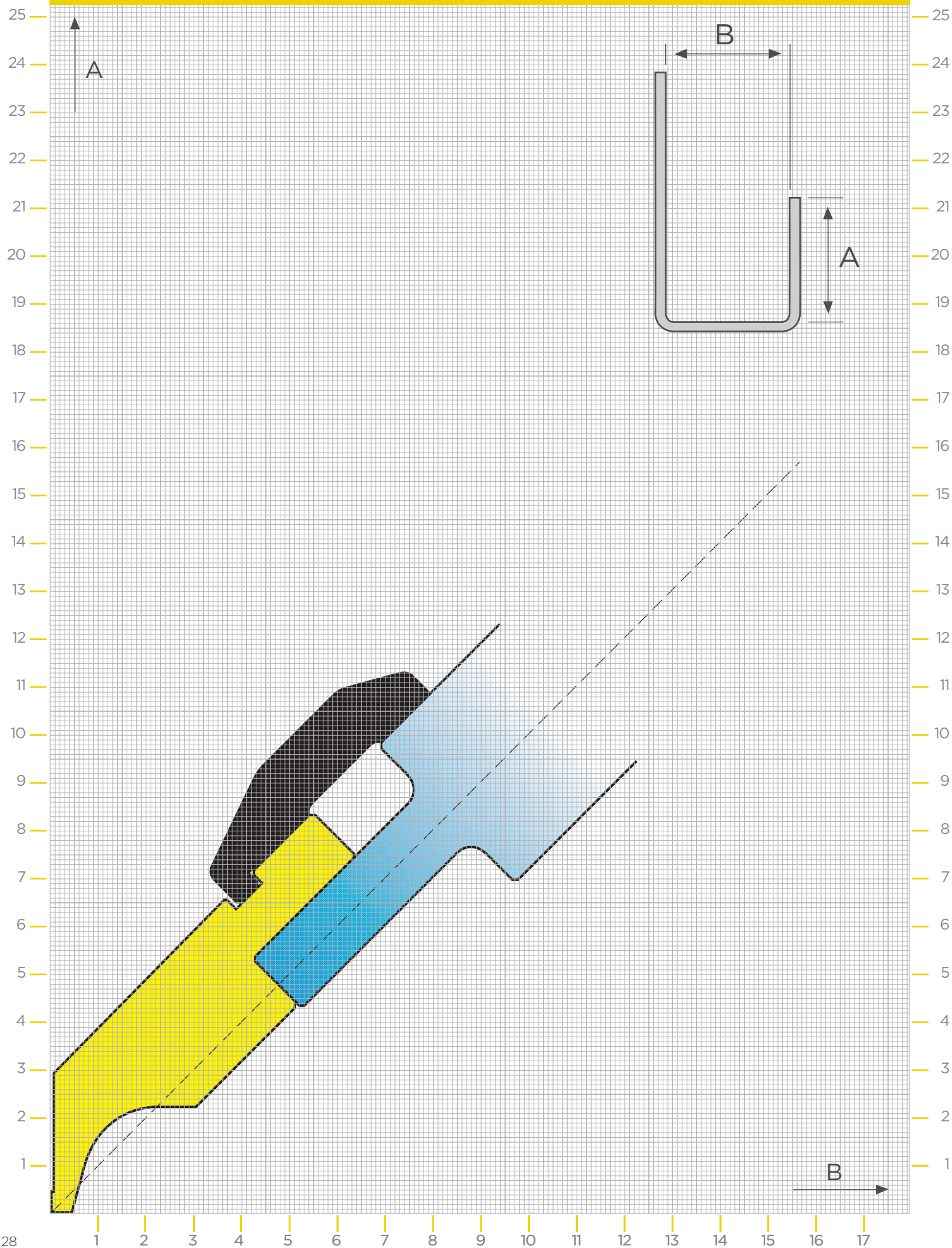


GRAFICO DEL LIMITE DI PIEGATURA / BEND LIMIT GRAPHIC

1014 - 1014 / A

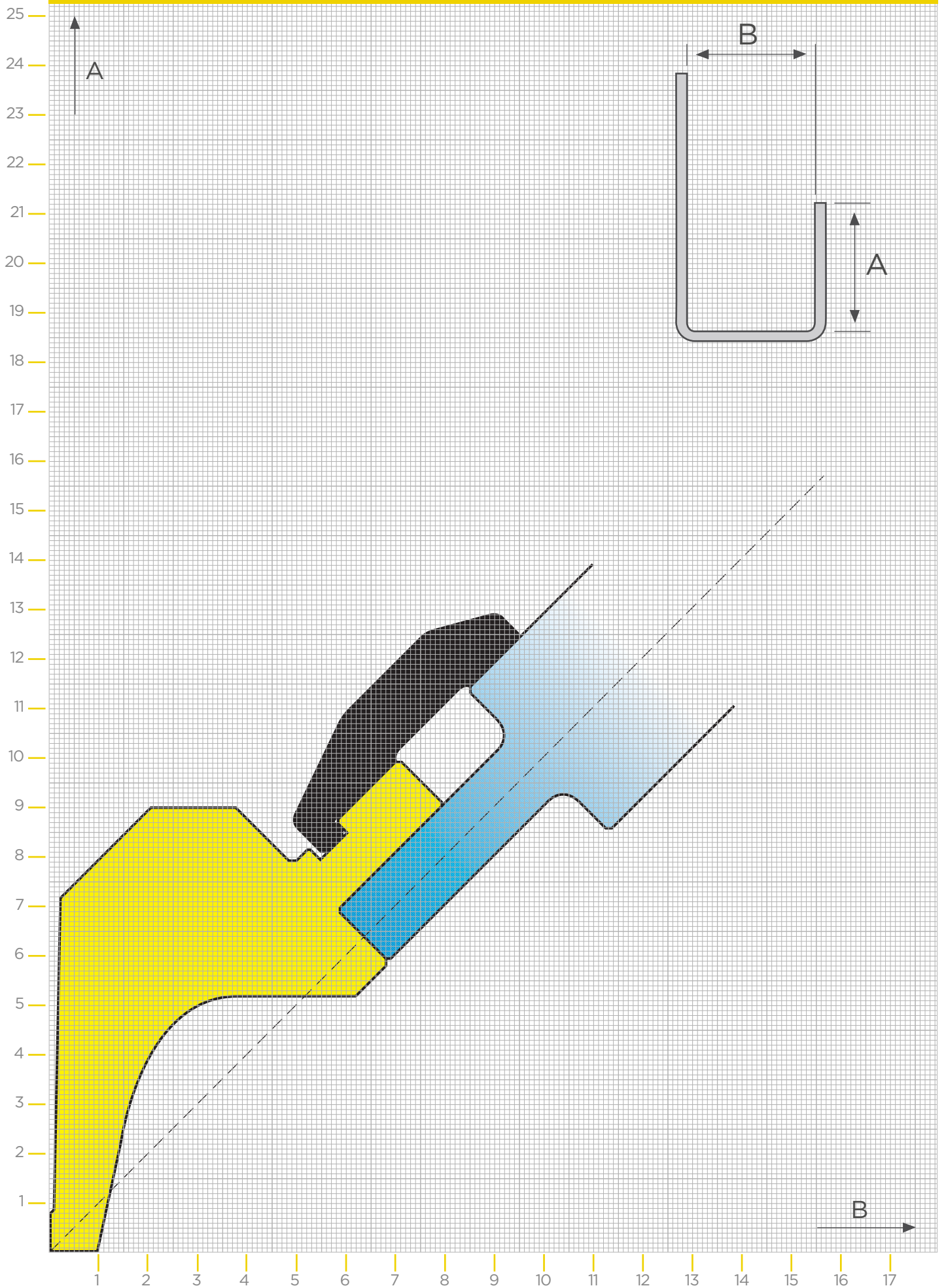


GRAFICO DEL LIMITE DI PIEGATURA / BEND LIMIT GRAPHIC

1014 / A / 6

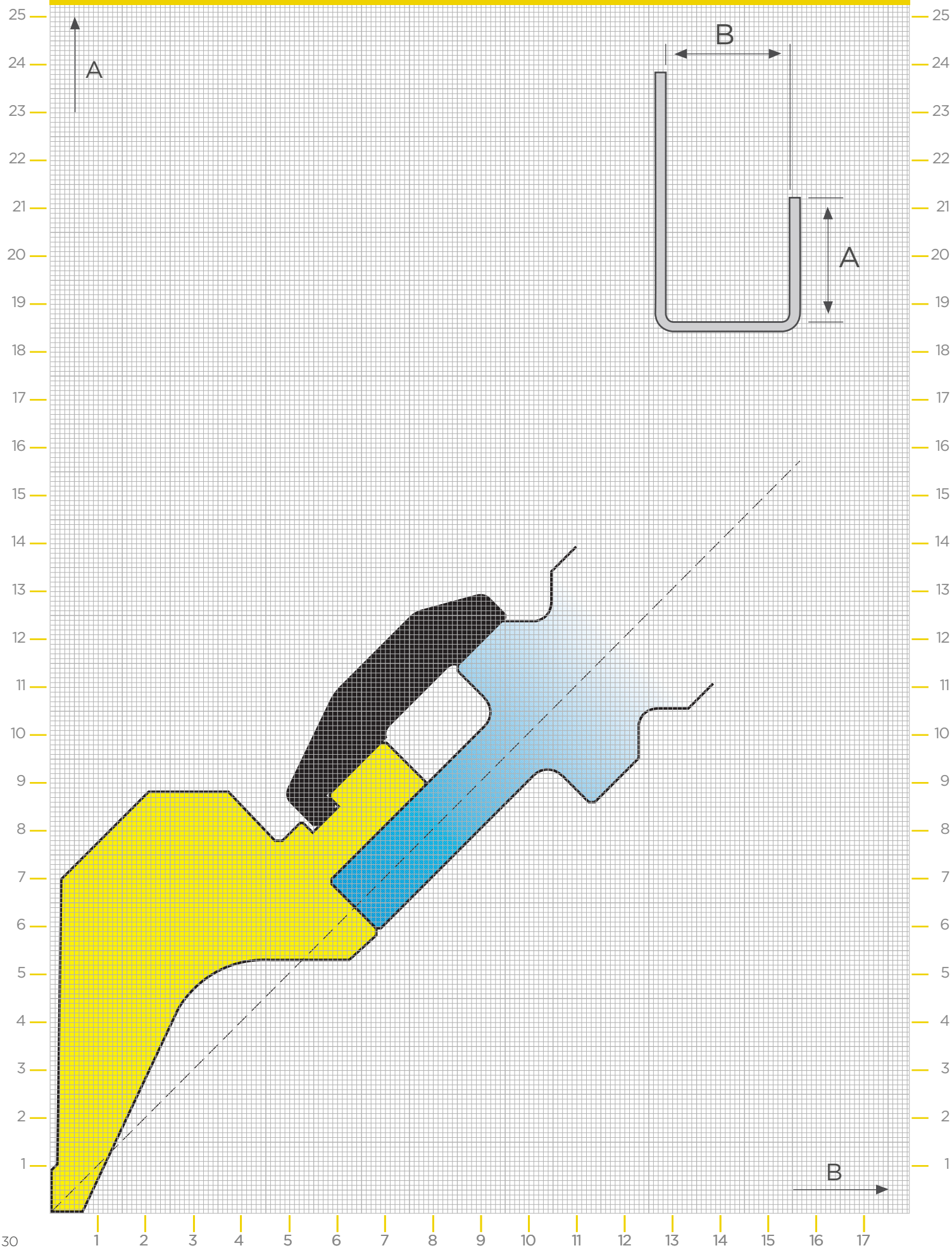


GRAFICO DEL LIMITE DI PIEGATURA / BEND LIMIT GRAPHIC

1015 - 1015 / A

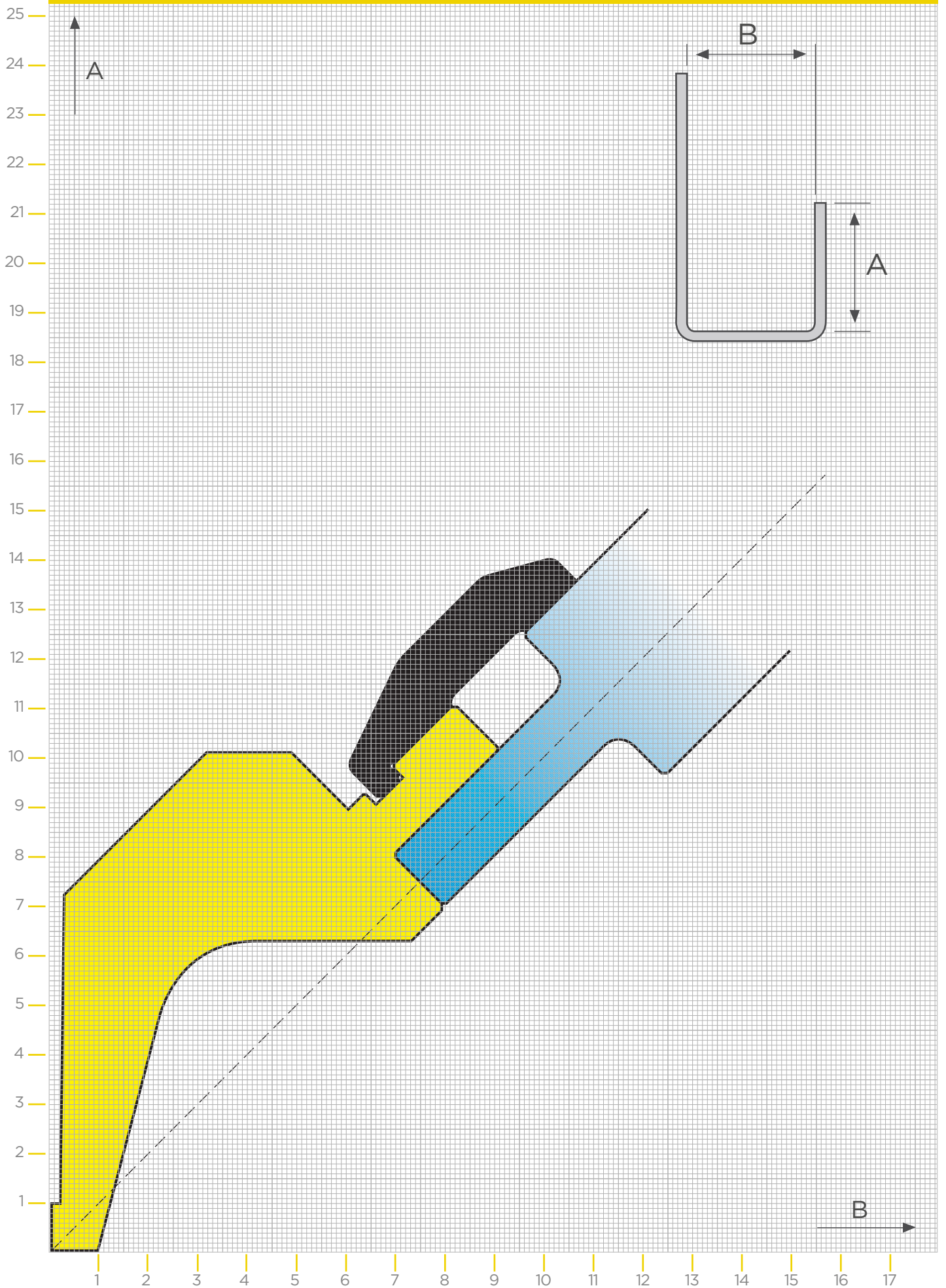


GRAFICO DEL LIMITE DI PIEGATURA / BEND LIMIT GRAPHIC

1020 / A

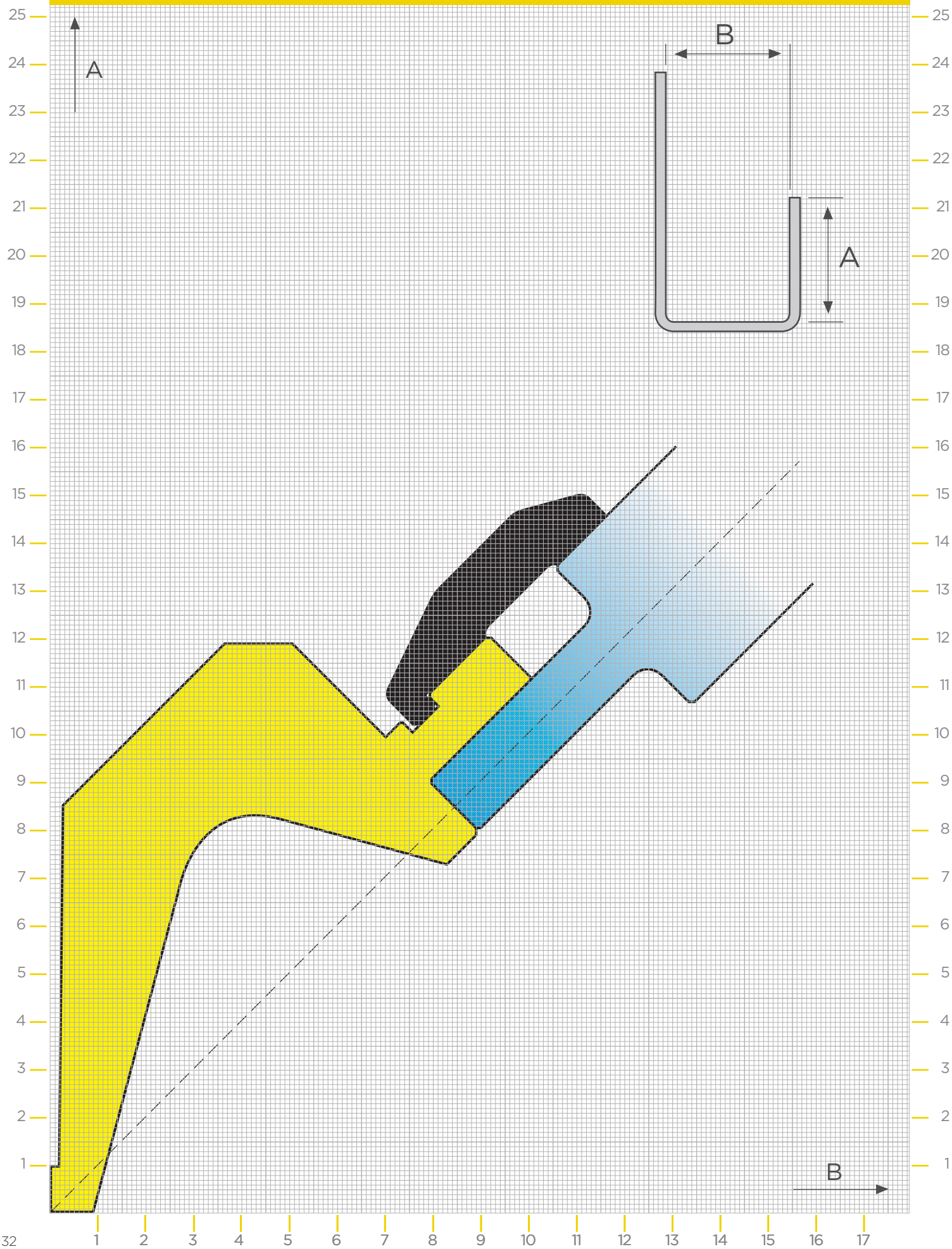


GRAFICO DEL LIMITE DI PIEGATURA / BEND LIMIT GRAPHIC

1023

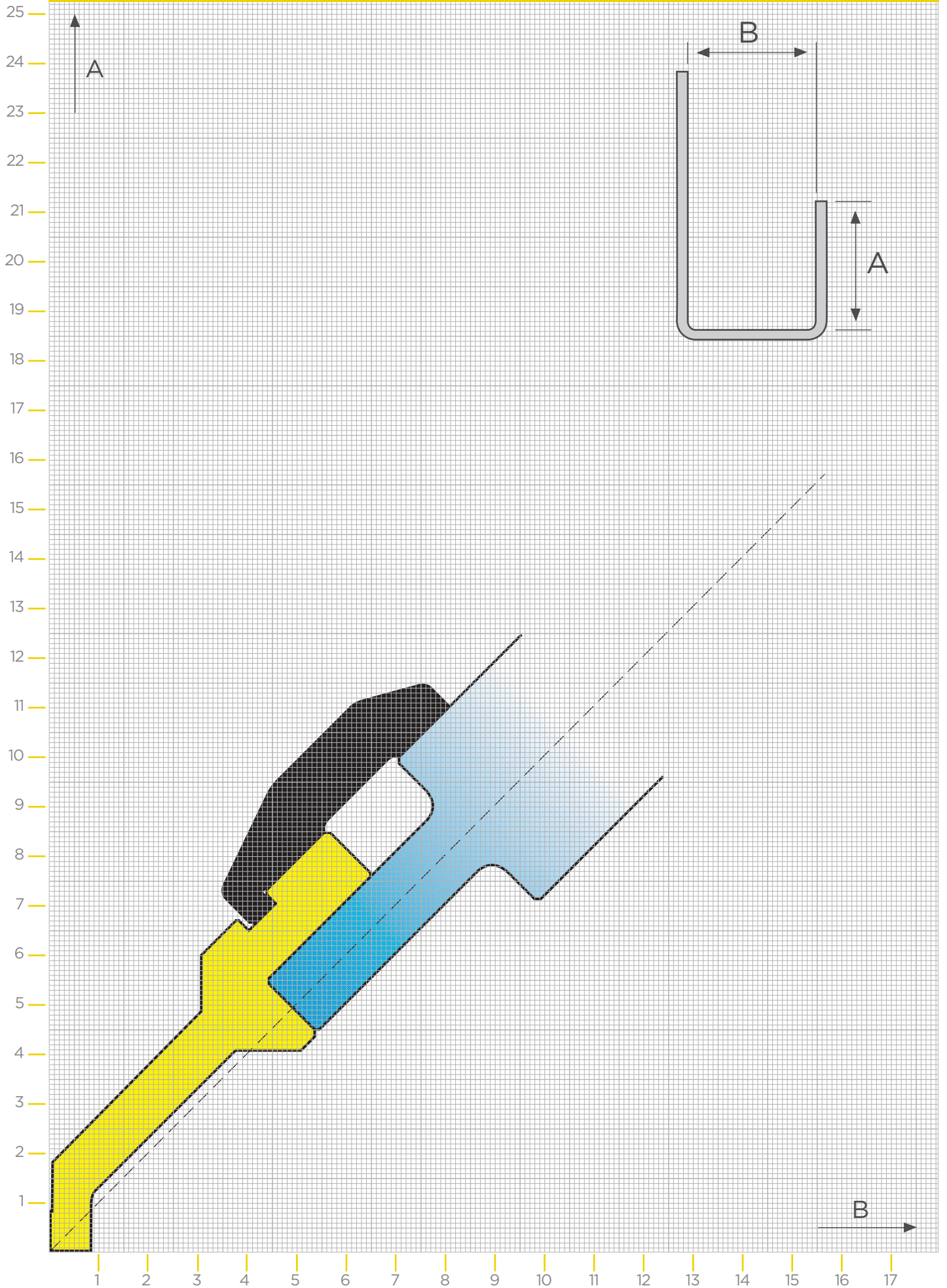


GRAFICO DEL LIMITE DI PIEGATURA / BEND LIMIT GRAPHIC

1024 / A

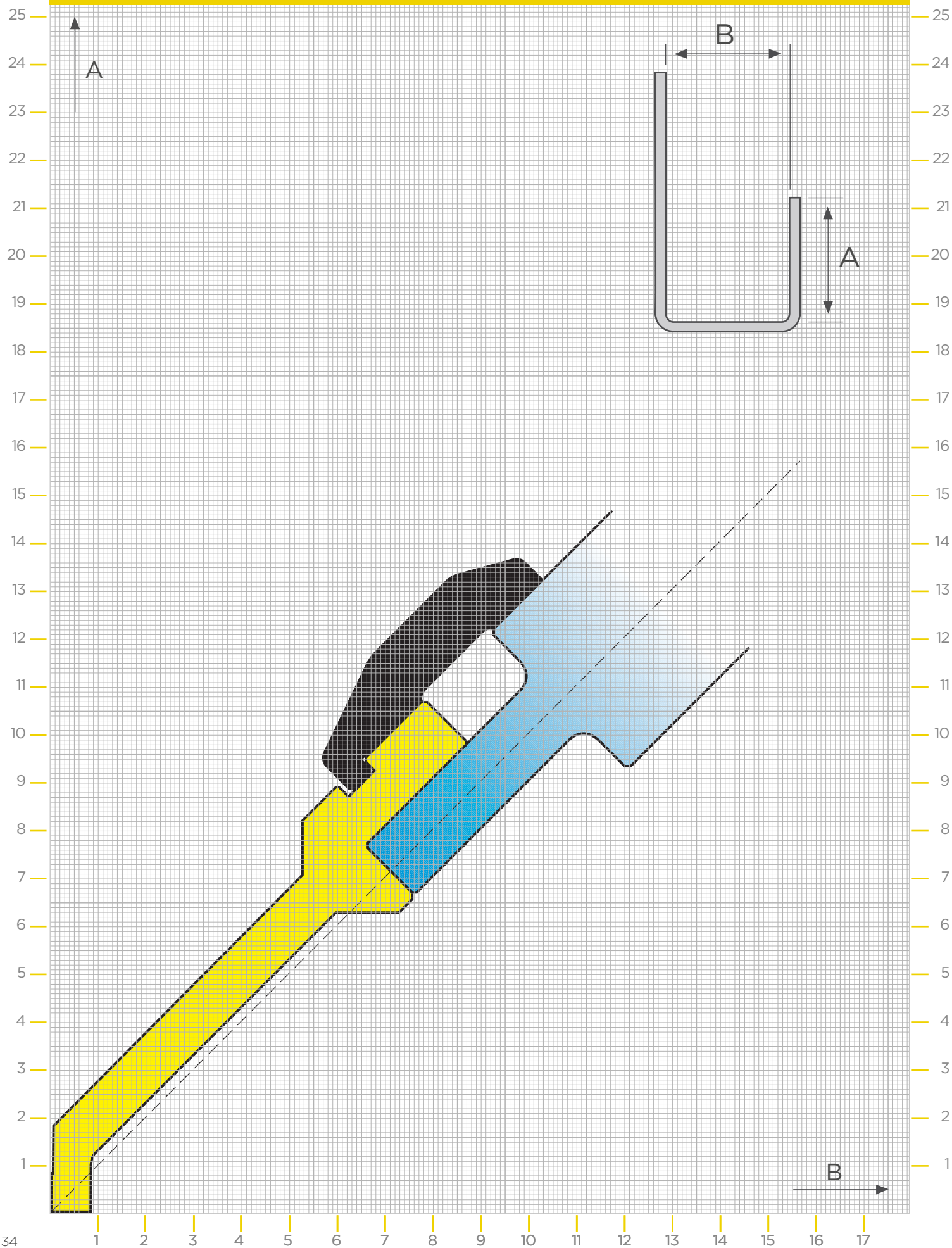


GRAFICO DEL LIMITE DI PIEGATURA / BEND LIMIT GRAPHIC

1022

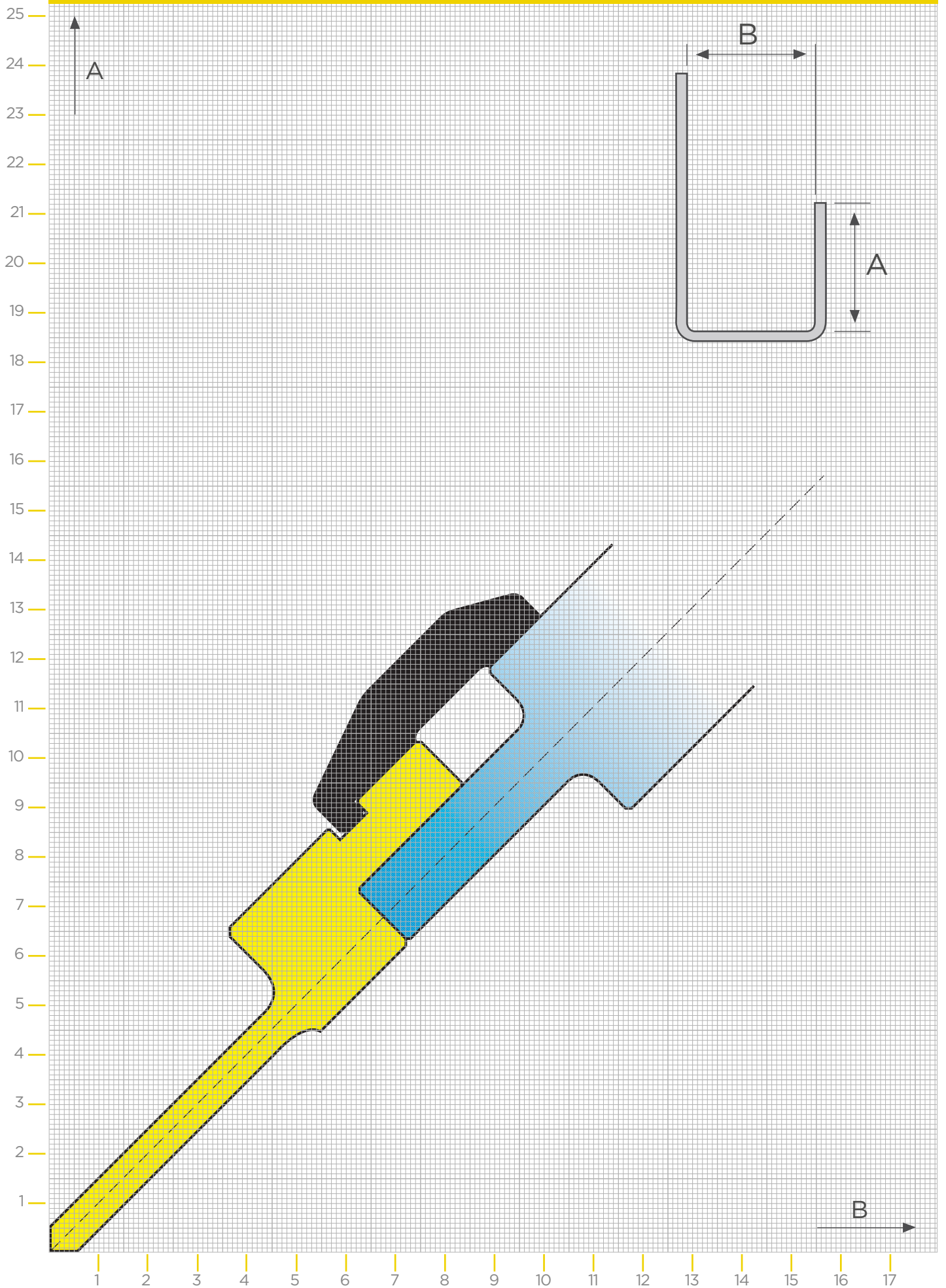


GRAFICO DEL LIMITE DI PIEGATURA / BEND LIMIT GRAPHIC

1021

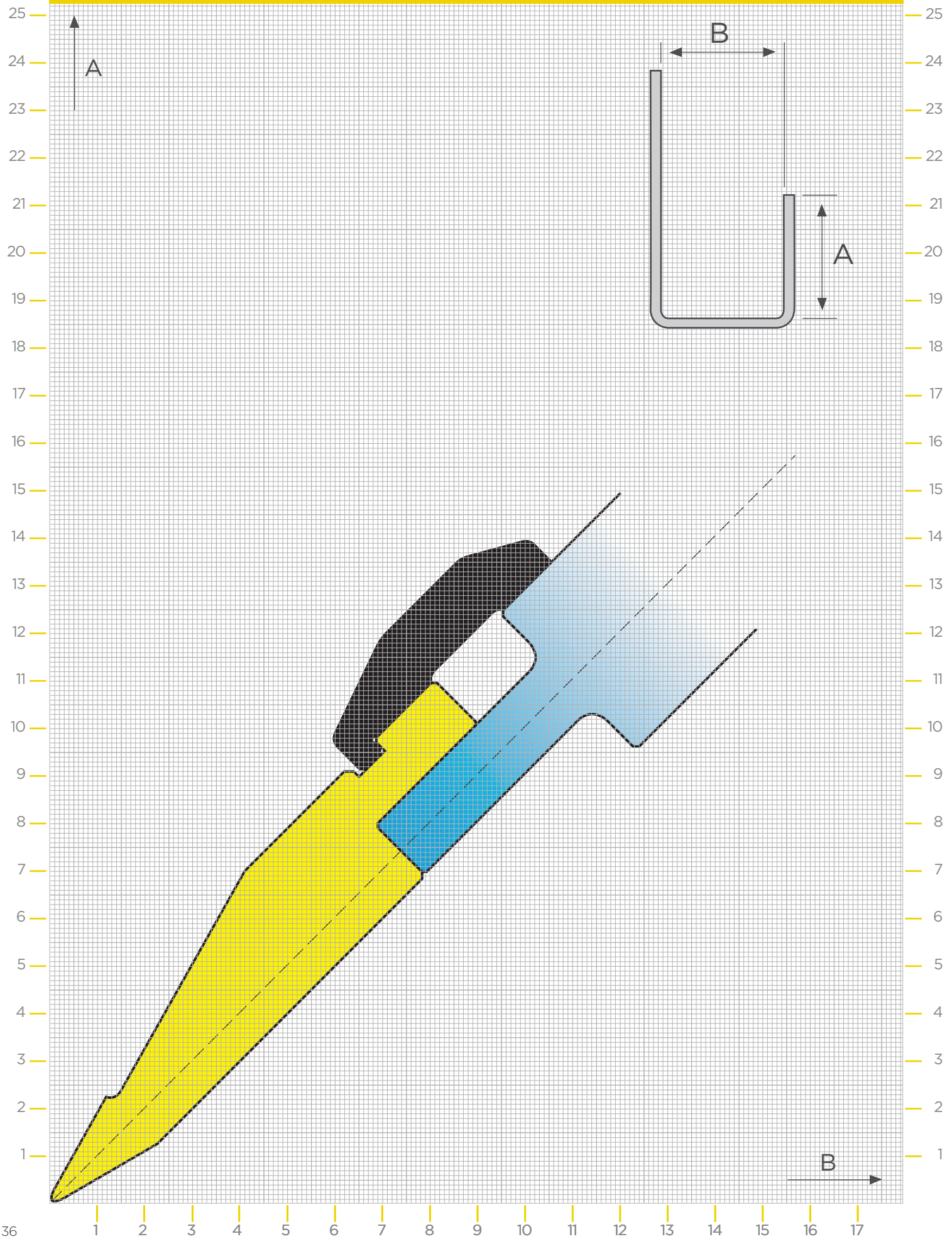
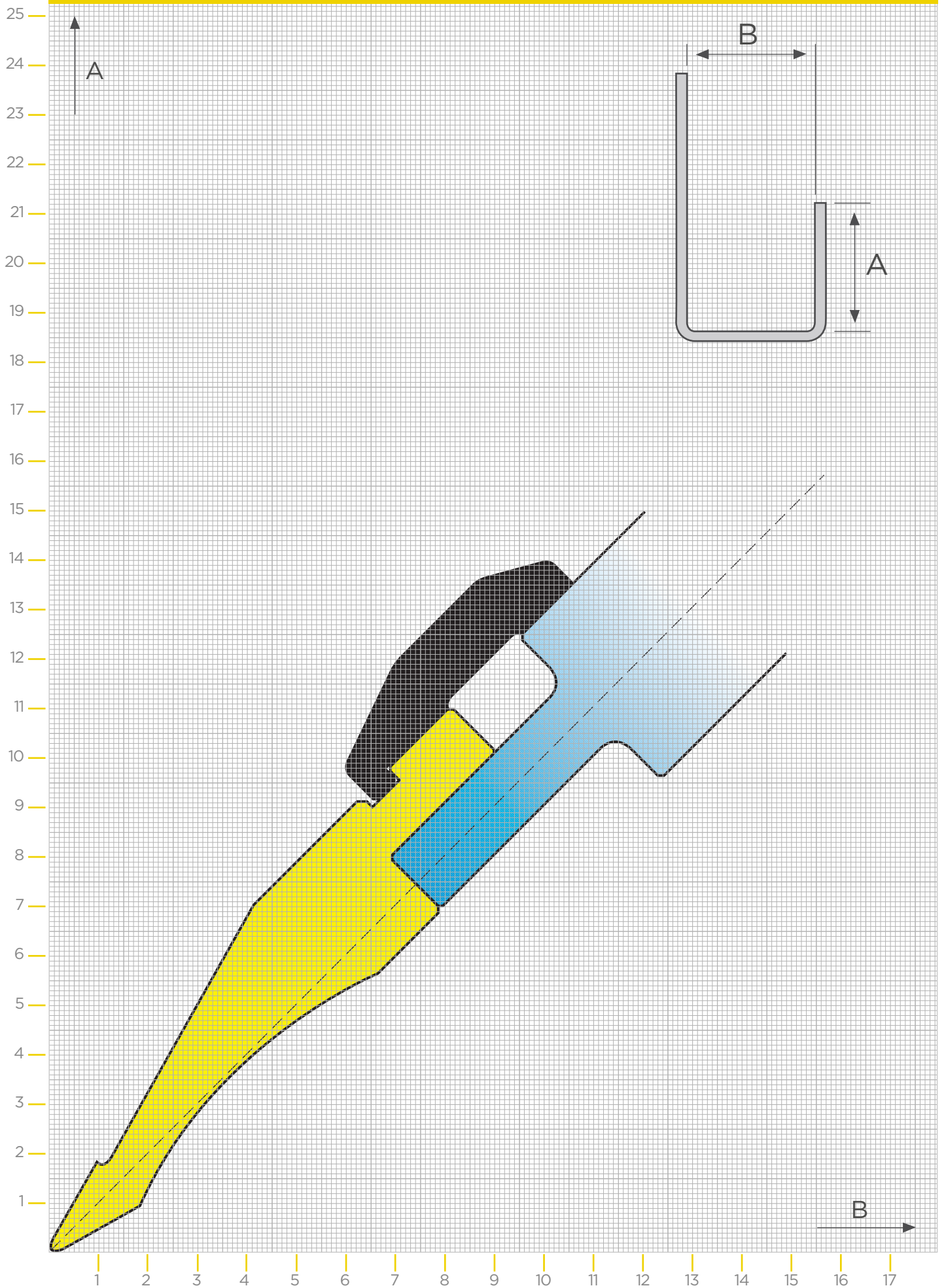
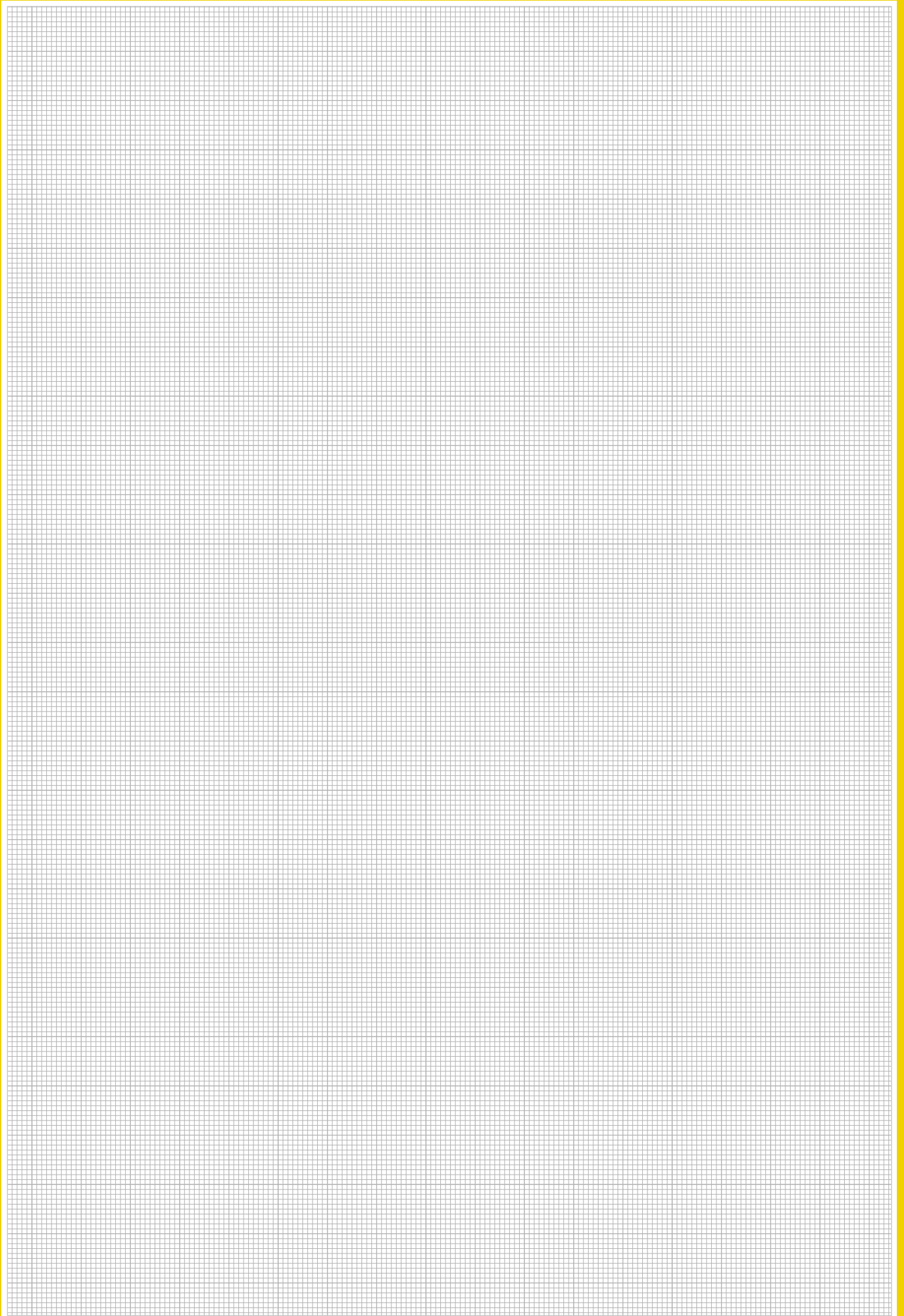


GRAFICO DEL LIMITE DI PIEGATURA / BEND LIMIT GRAPHIC

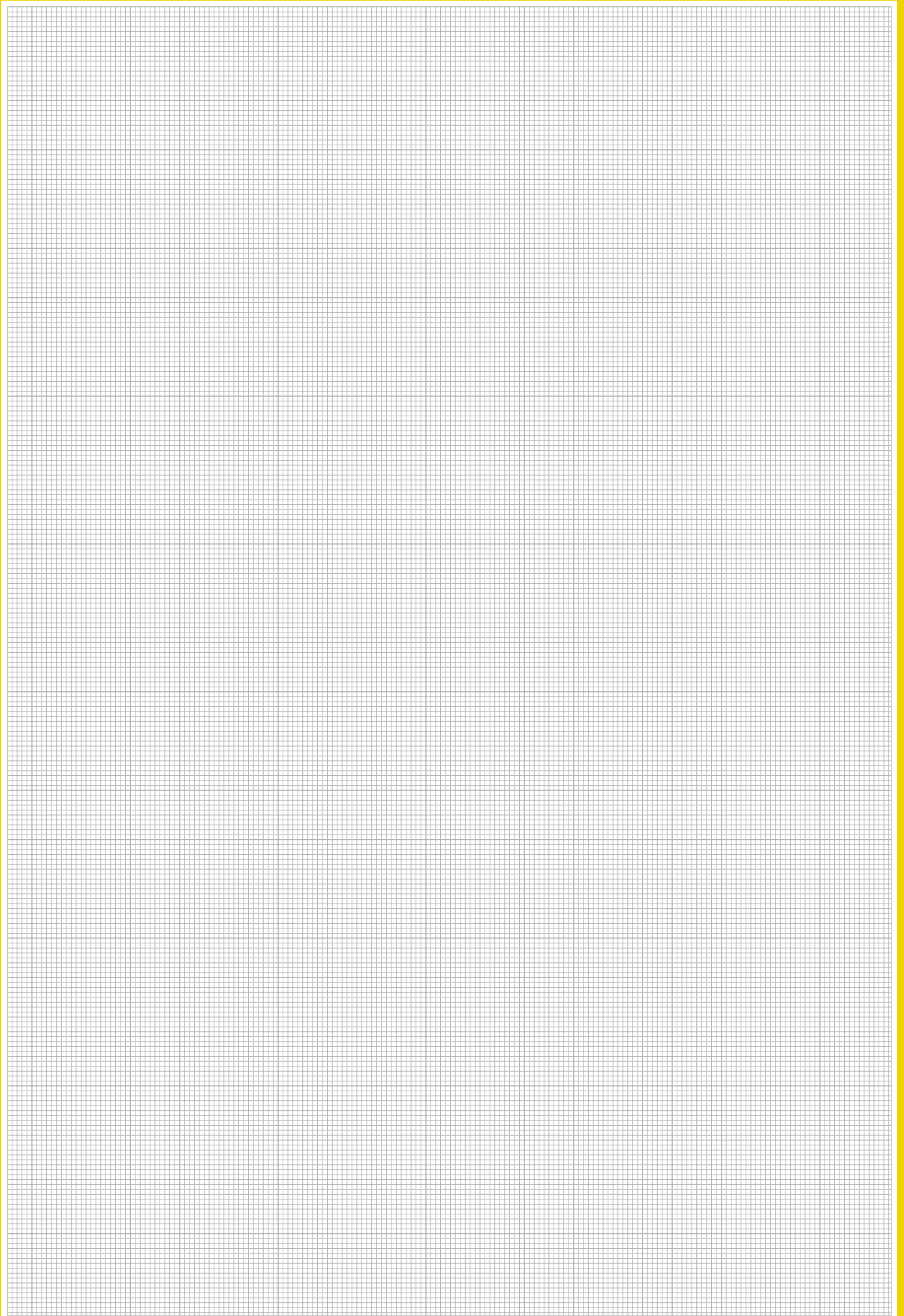
1027



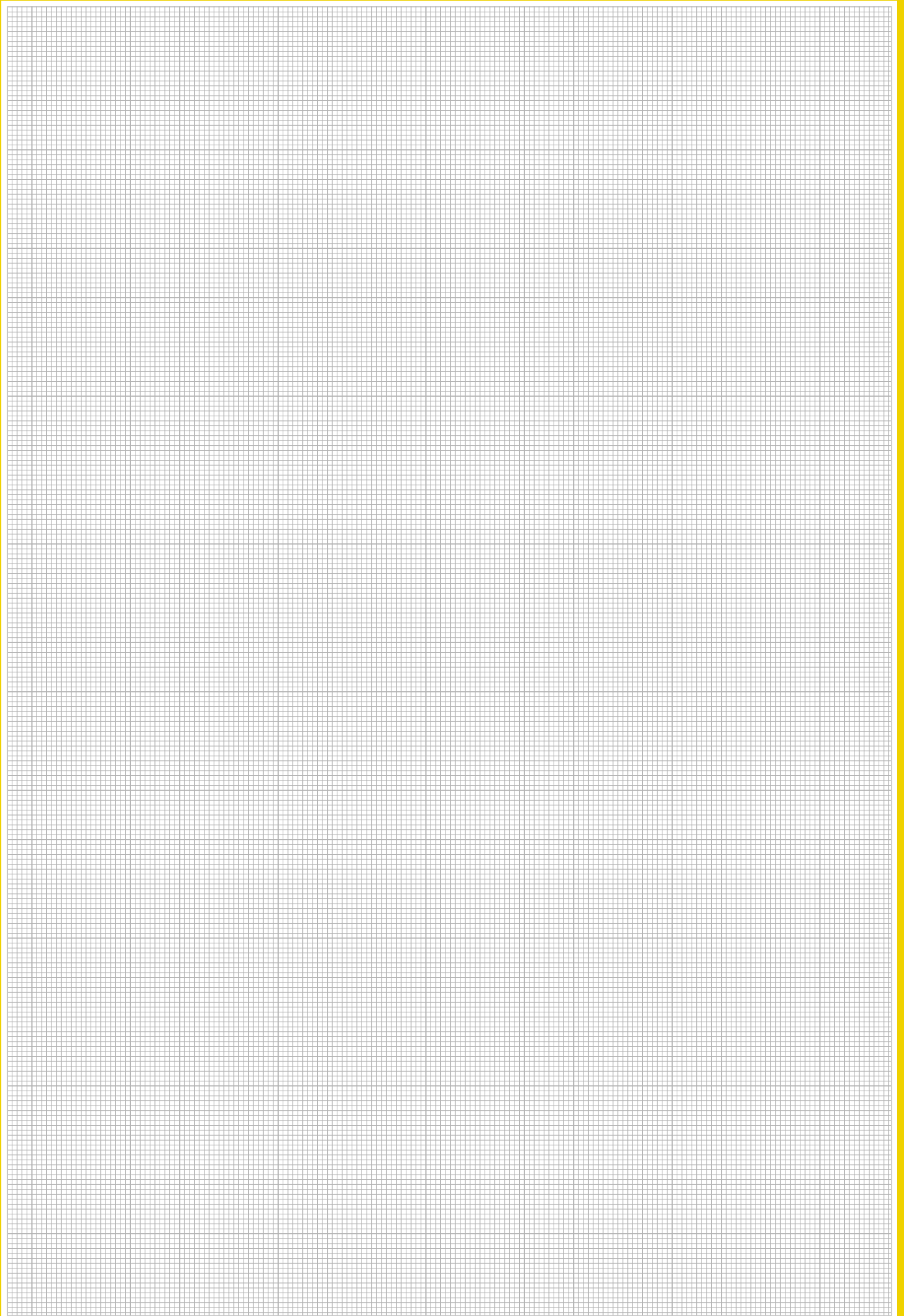
Notes



Notes



Notes



1020/A/88/0, 2/835

2080/10/120/835

1020/A/88/0, 2/415
x 2

2/835

1020/A/88/0, 2/835

1020/A/88/0, 2

2080/10/120/835

2080/16/120/835

2080/16/120/835

2080/16/120/835


2080/16/120/835





EURAM
1035/A/85/12

85° R 1.25
max 90 t/m



MATRICI DIES

Utensili per presse piegatrici realizzati con standards di qualità superiore, temprati a induzione sulle parti di lavoro e totalmente rettificati. Lunghezza standard: 835mm; 415 mm; 835 frazionati.

Press Brake Tooling in best quality, induction hardened and ground on the working surfaces. Standard length: 835mm; 415 mm; 835 sectioned.

Abkantwerkzeuge in bester Qualität, induktionsgehärtet - arbeitsflächen geschliffen. Standardlängen: 835mm; 415 mm; 835 sektioniert.

Outils de pliage de qualité supérieure tempérés par induction avec faces principales rectifiées. Longueur standard: 835mm; 415 mm; 835 fractionné.



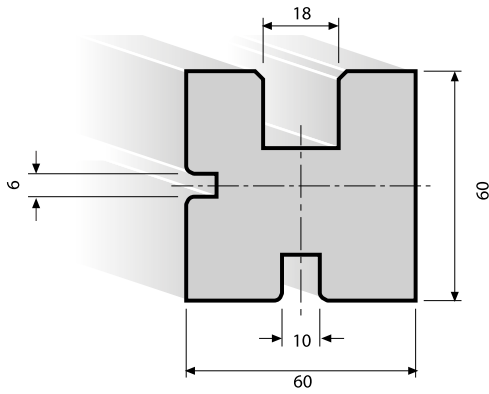
Abkantwerkzeuge in bester Qualität,
 induktionsgehärtet - arbeitsflächen geschliffen.
 Standardlängen: 835 mm; 415 mm; 835 sektioniert.

Outils de pliage de qualité supérieure trempés par
 induction avec faces principales rectifiées.
 Longueur standard: 835 mm; 415 mm; 835 fractionné.

2008

24H

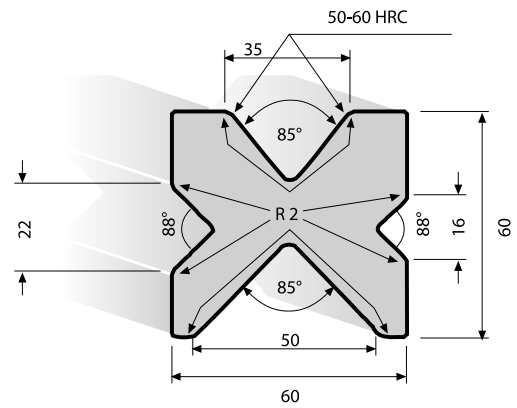
SOLID 100 T/m



2009

24H

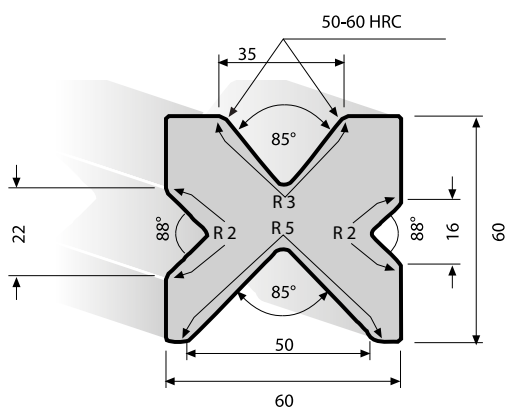
SOLID 100 T/m



2009 / HR

24H

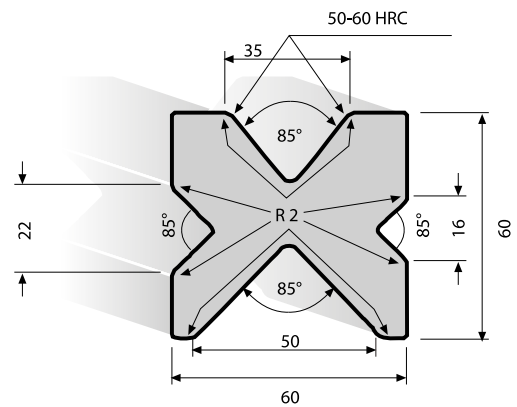
SOLID 100 T/m



2009 / 85°

24H

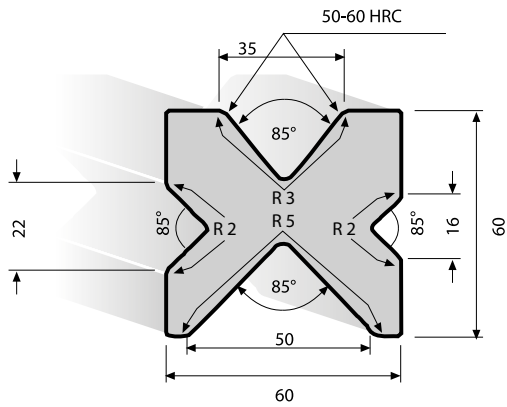
SOLID 100 T/m



2009 / 85° / HR

24H

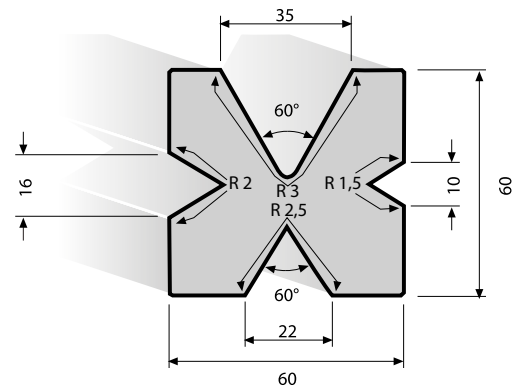
SOLID 100 T/m



2009 / 60°

6w

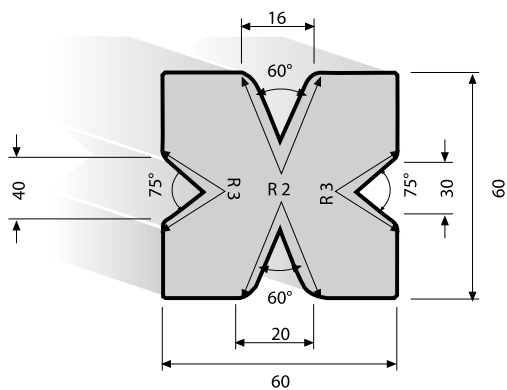
SOLID 70 T/m



2009 / SPEC

6w

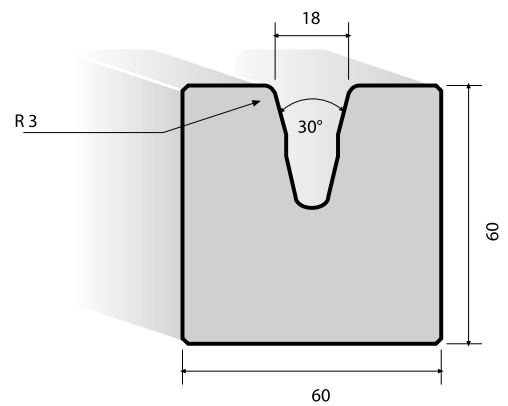
SOLID 70 T/m



2011 / A / 18 / 30°

24H

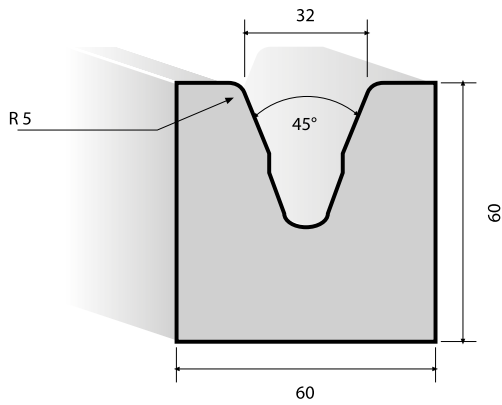
SOLID 80 T/m



2011 / A / 32 / 45°

24H

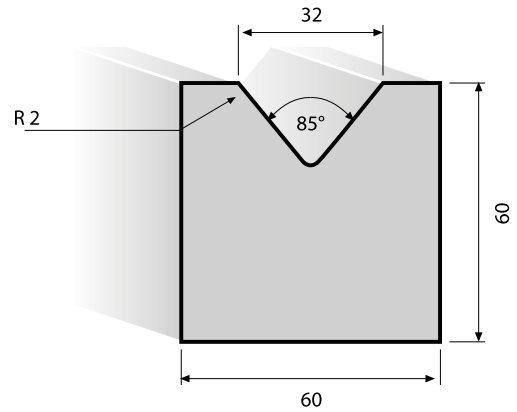
SOLID 40 T/m



2011 / 32 / 85°

24H

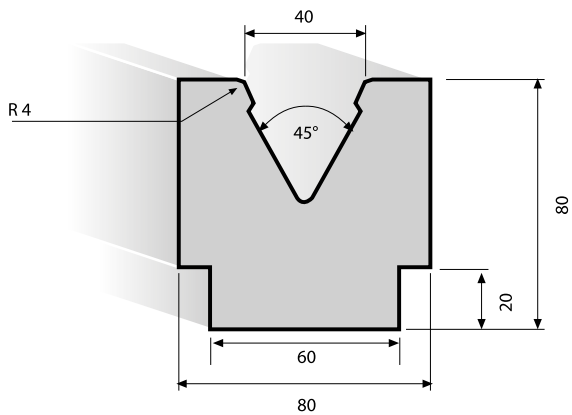
SOLID 100 T/m



2011 / 40 / 45°

24H

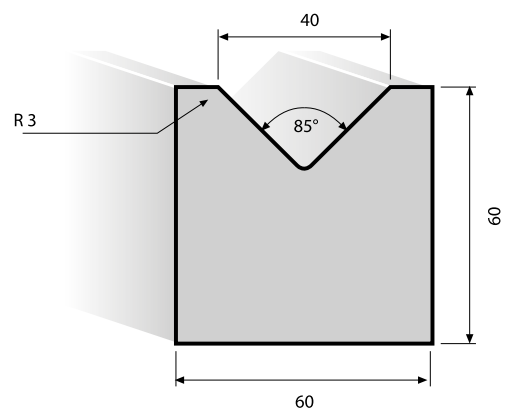
SOLID 100 T/m



2011 / 40 / 85°

24H

SOLID 100 T/m



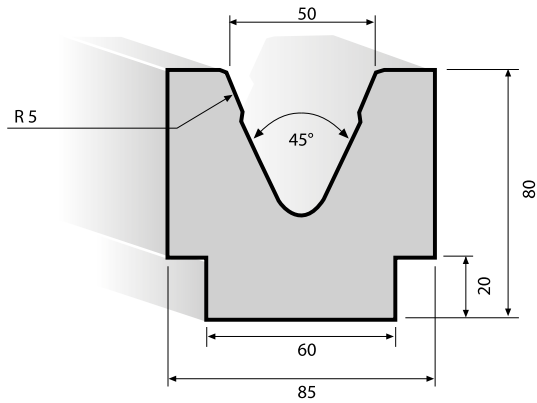
Utensili per presse piegatrici realizzati con standards di qualità superiore, temprati a induzione sulle parti di lavoro e totalmente rettificati. Lunghezza standard: 835 mm; 415 mm; 835 sezionati.

Press Brake Tooling in best quality, induction hardened and ground on the working surfaces. Standard length: 835 mm; 415 mm; 835 sectioned.

2011 / 50 / 45°

24H

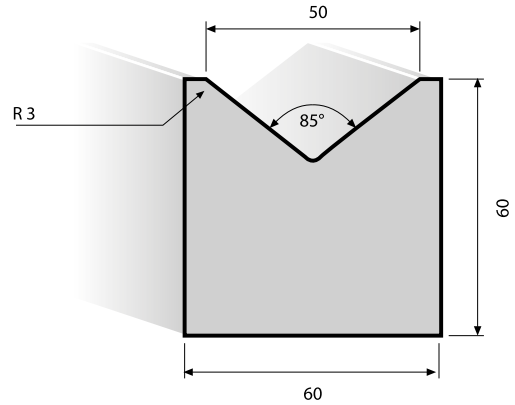
SOLID 90 T/m



2011 / 50 / 85°

24H

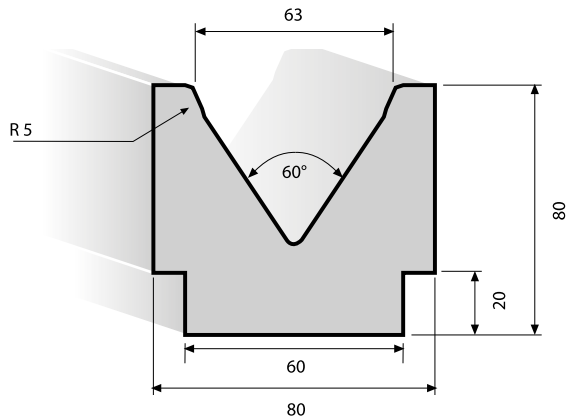
SOLID 100 T/m



2011 / 63 / 60°

24H

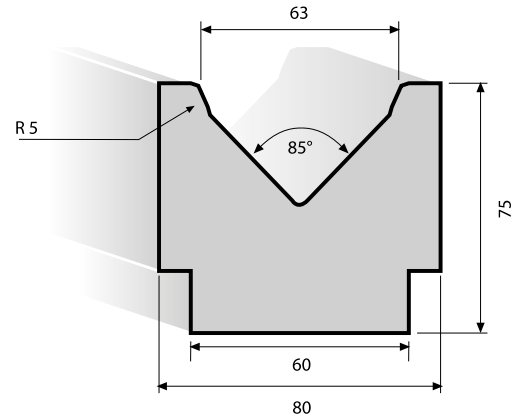
SOLID 100 T/m



2011 / 63 / 85°

24H

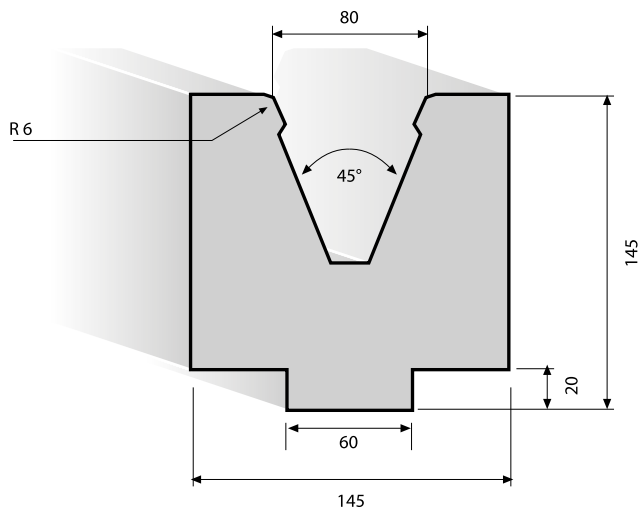
SOLID 100 T/m



2011 / 80 / 45°

24H

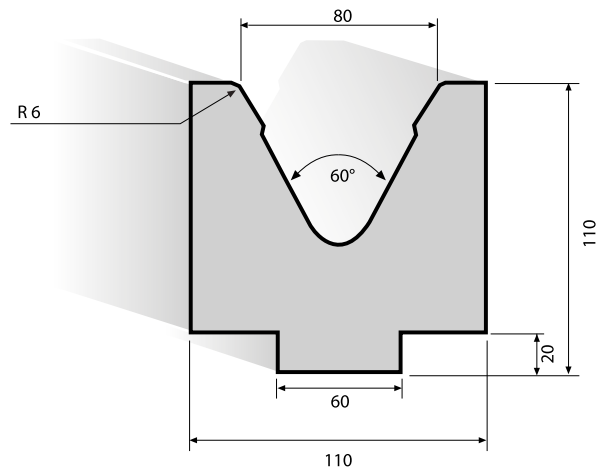
SOLID 100 T/m



2011 / 80 / 60°

24H

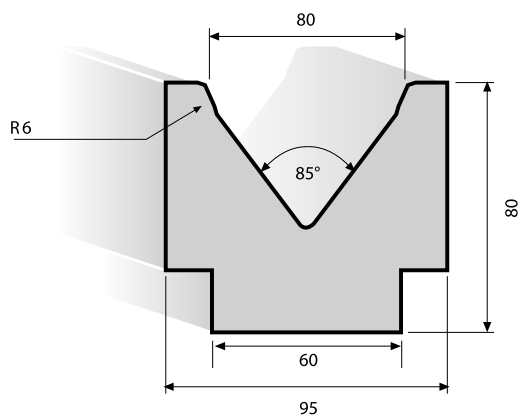
SOLID 100 T/m



2011 / 80 / 85°

24H

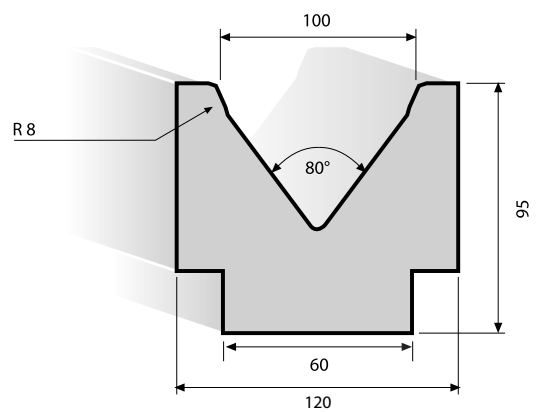
SOLID 100 T/m



2011 / 100 / 80°

24H

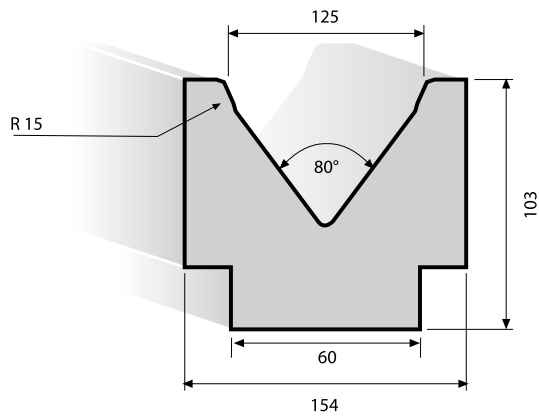
SOLID 100 T/m



2011 / 125 / 80°

24H

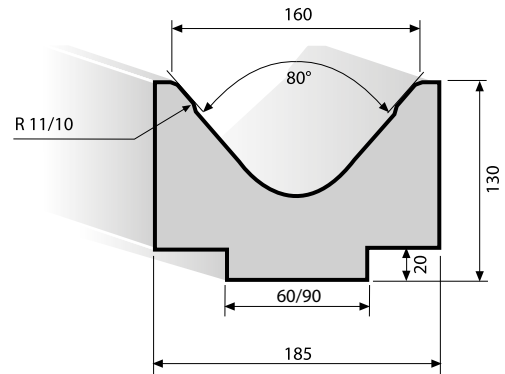
SOLID 100 T/m



2011 / 160 / 80°

24H

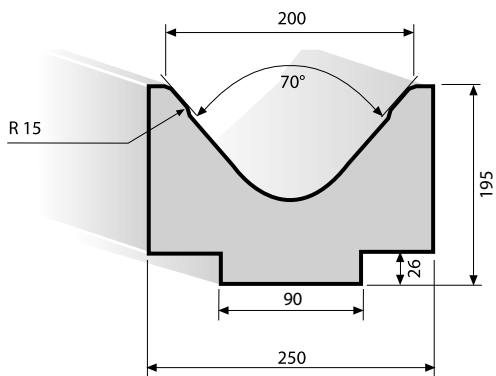
SOLID 100 T/m



2011 / 200 / 70°

24H

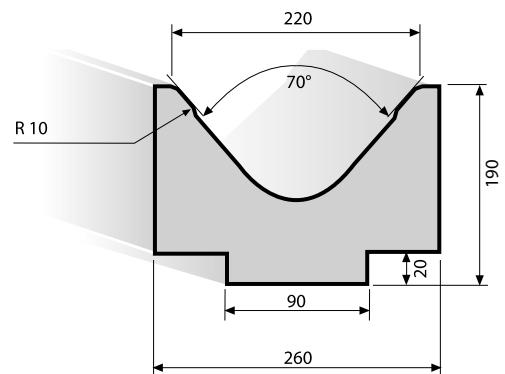
SOLID 150 T/m



2011 / 220 / 70°

24H

SOLID 200 T/m



Abkantwerkzeuge in bester Qualität,
 induktionsgehärtet - arbeitsflächen geschliffen.
 Standardlängen: 835 mm; 415 mm; 835 sektioniert.

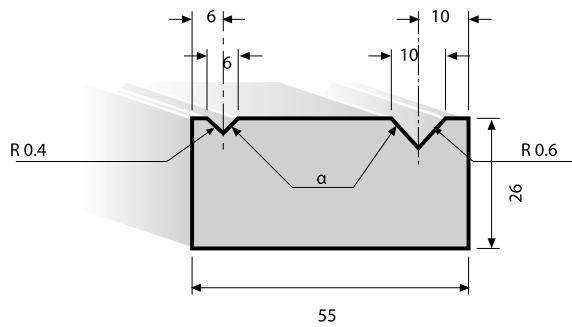
Outils de pliage de qualité supérieure trempés par
 induction avec faces principales rectifiées.
 Longueur standard: 835 mm; 415 mm; 835 fractionné.

2012

24H

$\alpha = 88^\circ - 90^\circ$

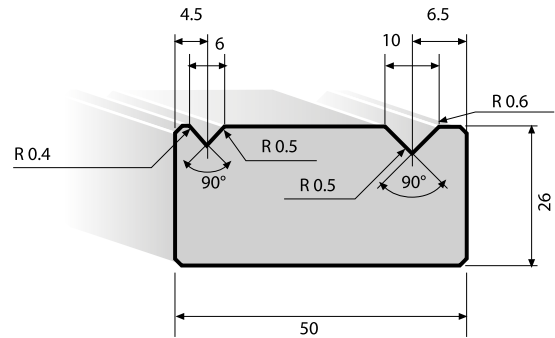
SOLID 100 T/m



2012 / A / 90°

24H

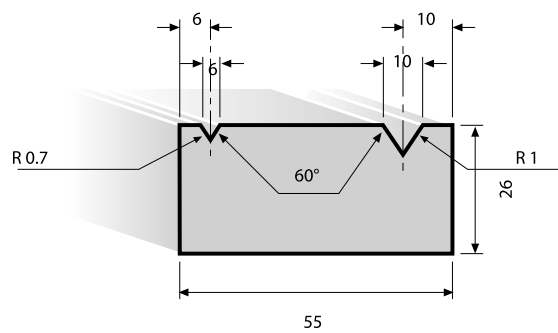
SOLID 80 T/m



2012 / 60°

24H

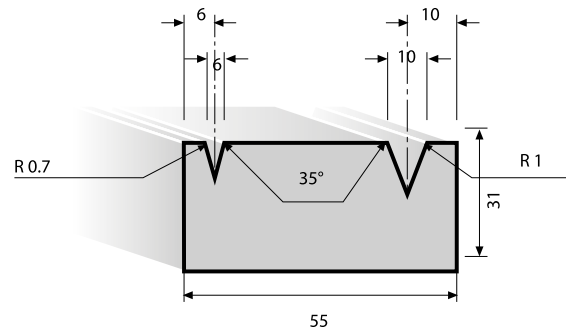
SOLID 80 T/m



2012 / 35°

24H

SOLID 30 T/m

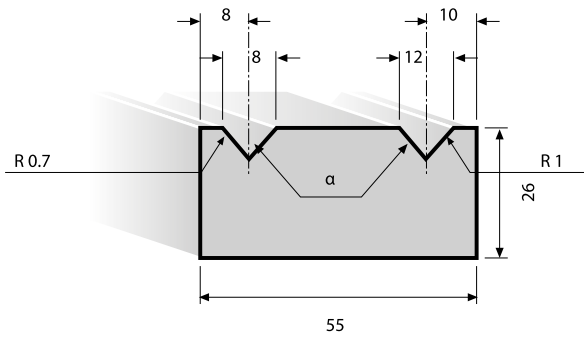


2013

24H


$\alpha = 88^\circ - 90^\circ$

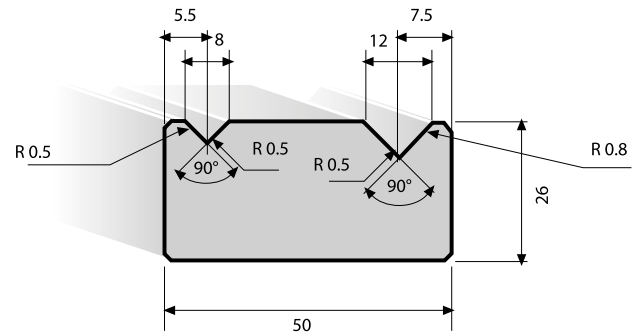
SOLID 100 T/m 



2013 / A / 90°


24H

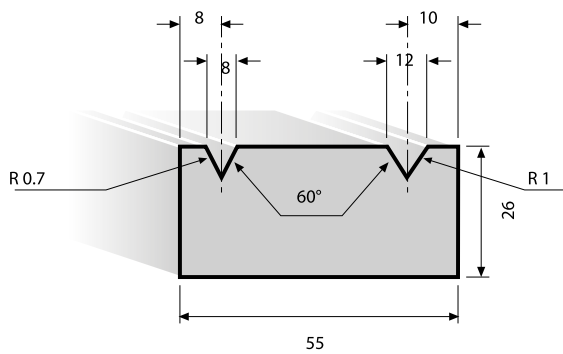
SOLID 80 T/m 



2013 / 60°


24H

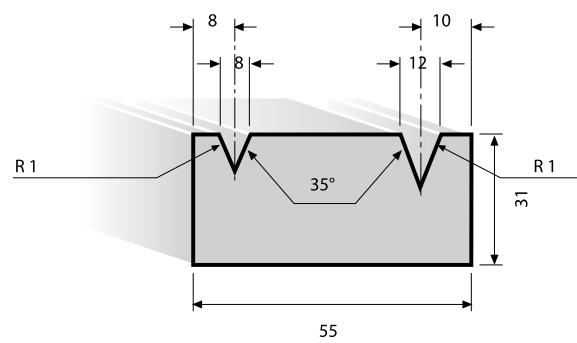
SOLID 80 T/m 



2013 / 35°

24H

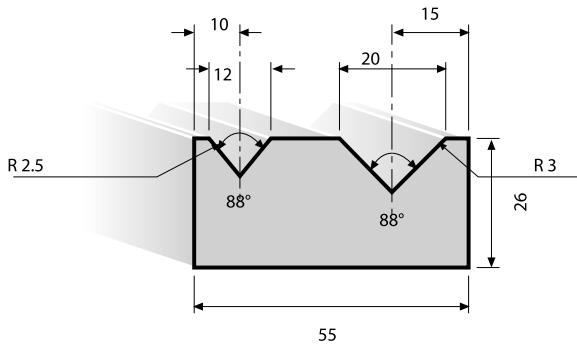
SOLID 30 T/m 



2014 / 88°

24H

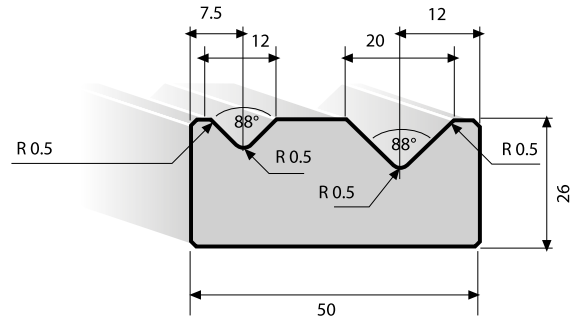
SOLID 100 T/m



2014 / A / 88°

24H

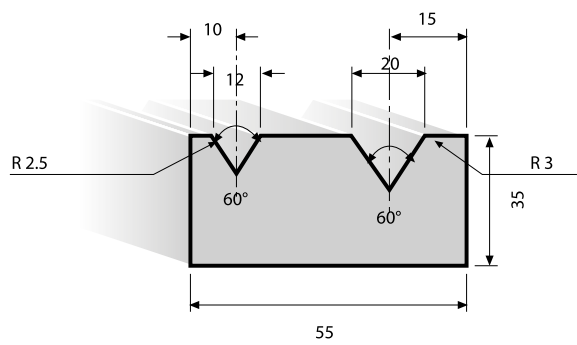
SOLID 80 T/m



2014 / 60°

24H

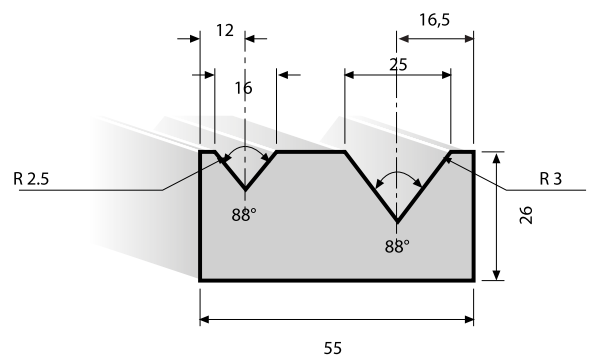
SOLID 80 T/m



2015 / 88°

24H

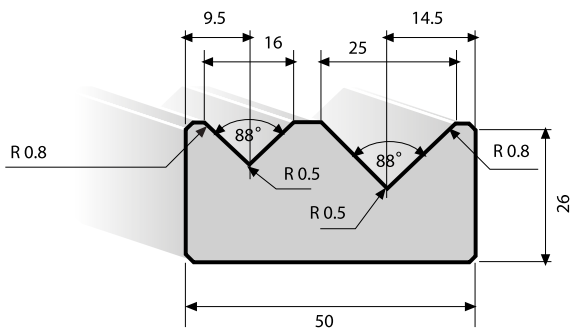
SOLID 100 T/m



2015 / A / 88°

24H

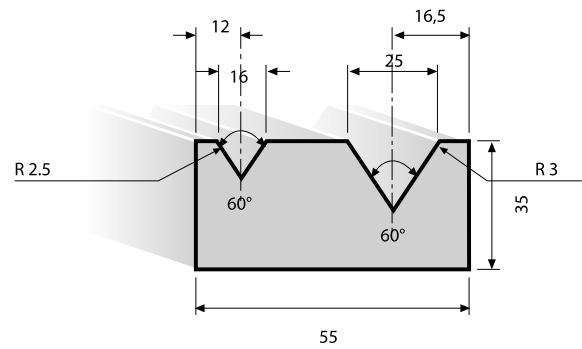
SOLID 80 T/m



2015 / 60°

24H

SOLID 80 T/m

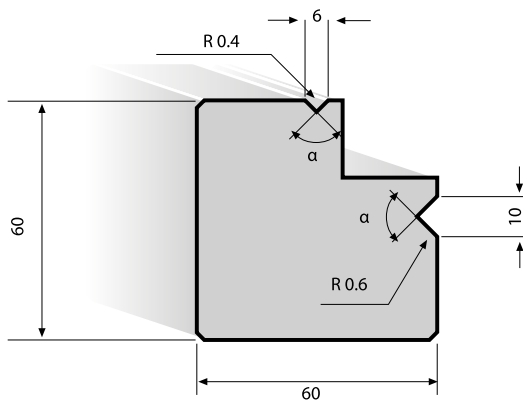


2016 / α

24H

$\alpha = 88^\circ - 90^\circ$

SOLID 70 T/m

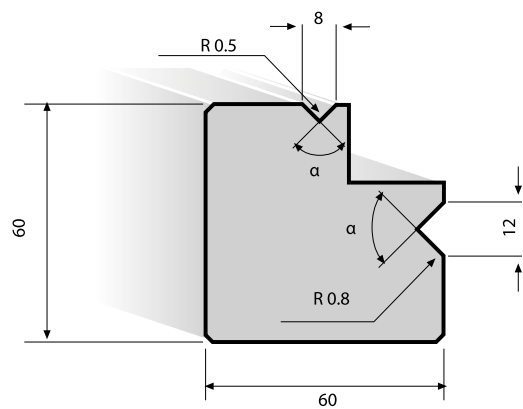


2017 / α

24H

$\alpha = 88^\circ - 90^\circ$

SOLID 70 T/m



Abkantwerkzeuge in bester Qualität,
 induktionsgehärtet - arbeitsflächen geschliffen.
 Standardlängen: 835 mm; 415 mm; 835 sektioniert.

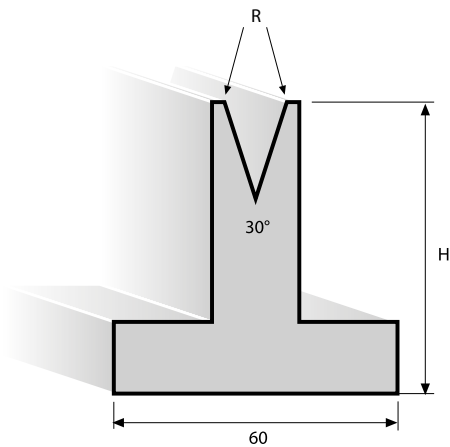
Outils de pliage de qualité supérieure trempés par
 induction avec faces principales rectifiées.
 Longueur standard: 835 mm; 415 mm; 835 fractionné.

2030 / 30°

24H

V= 6 mm	R= 0,6 mm	H= 80 mm H= 120 mm
V= 8 mm	R= 0,8 mm	
V= 10 mm	R= 1 mm	
V= 12 mm	R= 1,5 mm	
V= 16 mm	R= 2 mm	
V= 20 mm	R= 2,5 mm	
V= 25 mm	R= 3 mm	

SOLID 40 T/m

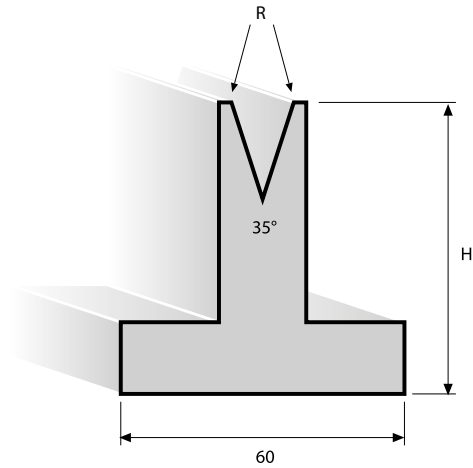


2035 / 35°

24H

V= 8 mm	R= 1,5 mm	H= 80 mm
V= 12 mm	R= 2 mm	H= 120 mm

SOLID 30 T/m

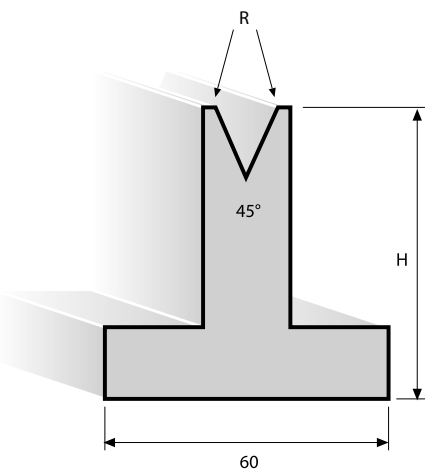


2045 / 45°

24H

V= 10 mm	R= 1 mm	H= 80 mm H= 120 mm
V= 12 mm	R= 1,5 mm	
V= 16 mm	R= 2 mm	
V= 20 mm	R= 2,5 mm	
V= 25 mm	R= 3 mm	

SOLID 70 T/m

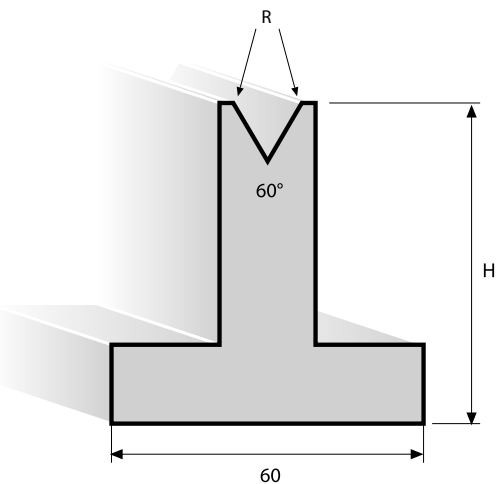


2060 / 60°

24H

V= 6 mm	R= 1,5 mm	H= 80 mm H= 120 mm
V= 8 mm	R= 1,5 mm	
V= 10 mm	R= 2 mm	
V= 12 mm	R= 2,5 mm	
V= 16 mm	R= 1,5 mm	
V= 20 mm	R= 2 mm	
V= 25 mm	R= 3 mm	

SOLID 70 T/m

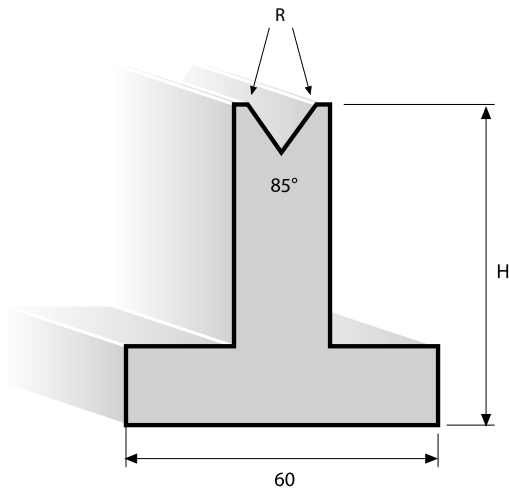


2085 / 85°

24H

V= 6 mm	R= 2,75 mm	H= 80 mm
V= 8 mm	R= 2,75 mm	
V= 10 mm	R= 2,75 mm	H= 120 mm
V= 12 mm	R= 2,75 mm	
V= 16 mm	R= 2,75 mm	
V= 20 mm	R= 3 mm	
V= 25 mm	R= 3 mm	

SOLID 95 T/m

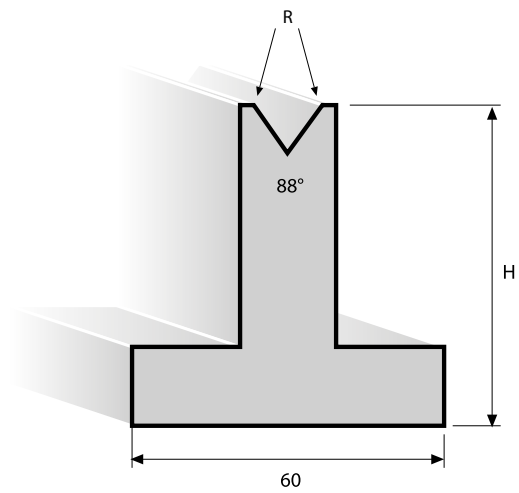


2088 / 88°

24H

V= 6 mm	R= 1,5 mm	H= 80 mm
V= 8 mm	R= 1,5 mm	
V= 10 mm	R= 2 mm	H= 120 mm
V= 12 mm	R= 2,5 mm	
V= 16 mm	R= 2,5 mm	
V= 20 mm	R= 3 mm	
V= 25 mm	R= 3 mm	

SOLID 95 T/m

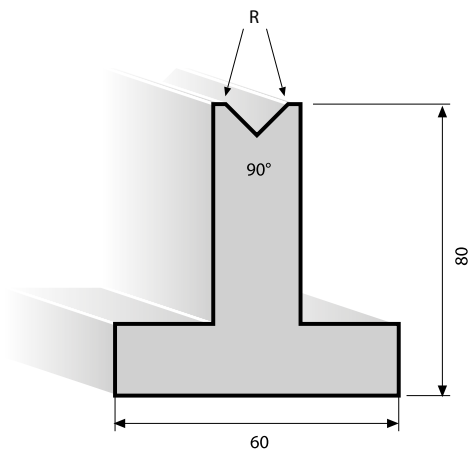


2090 / 90°

24H

V= 6 mm	R= 1,5 mm
V= 8 mm	R= 1,5 mm
V= 10 mm	R= 2 mm
V= 12 mm	R= 2,5 mm

SOLID 95 T/m

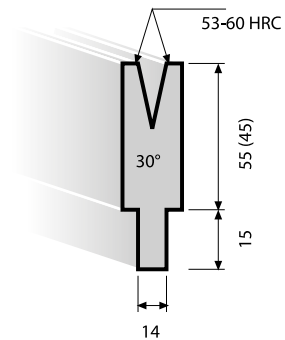


2130 / 30°

24H

V= 6 mm
V= 8 mm
V= 10 mm
V= 12 mm
V= 16 mm
V= 20 mm
V= 24 mm

SOLID 30 T/m



Abkantwerkzeuge in bester Qualität,
 induktionsgehärtet - arbeitsflächen geschliffen.
 Standardlängen: 835 mm; 415 mm; 835 sektioniert.

Outils de pliage de qualité supérieure trempés par
 induction avec faces principales rectifiées.
 Longueur standard: 835 mm; 415 mm; 835 fractionné.

2188 / A / 88°

24H

V= 6 mm

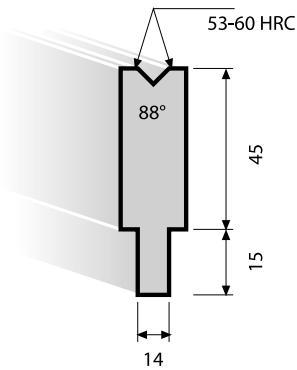
V= 8 mm

V= 10 mm

V= 12 mm

V= 14 mm

SOLID 95 T/m ★ ★ ★



2190 / A / 90°

24H

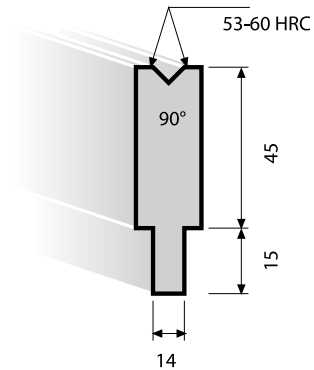
V= 6 mm

V= 8 mm

V= 10 mm

V= 12 mm

SOLID 95 T/m ★ ★ ★

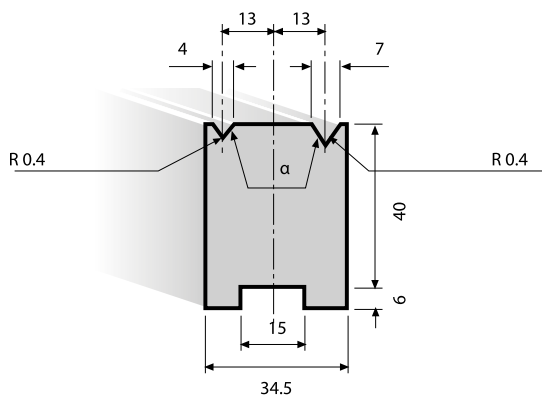


2019 / A / α

24H

α= 88° -90°

SOLID 60 T/m ★

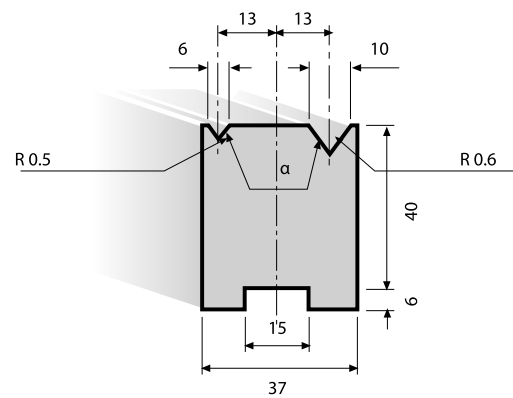


2020 / A / α

24H

α= 88° -90°


SOLID 70 T/m ★

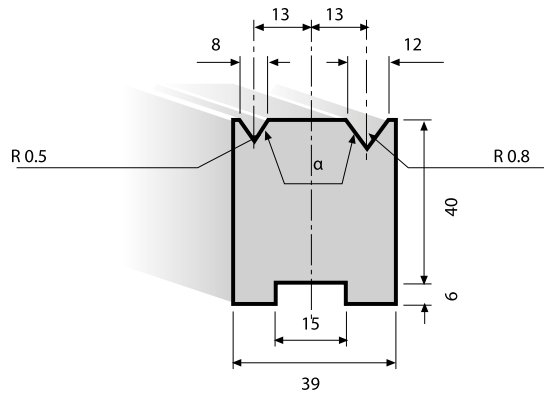


2021 / A / α

24H


$\alpha = 88^\circ - 90^\circ$

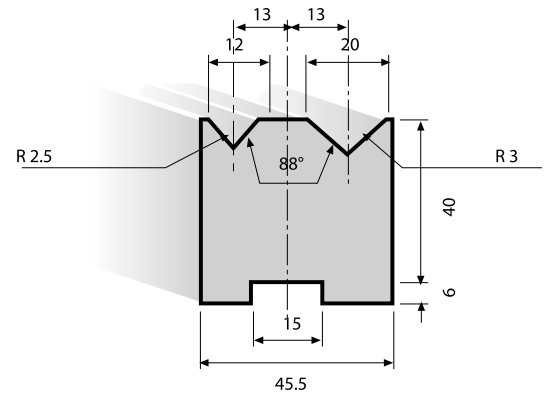
SOLID 75 T/m 



2022 / A / 88°


24H

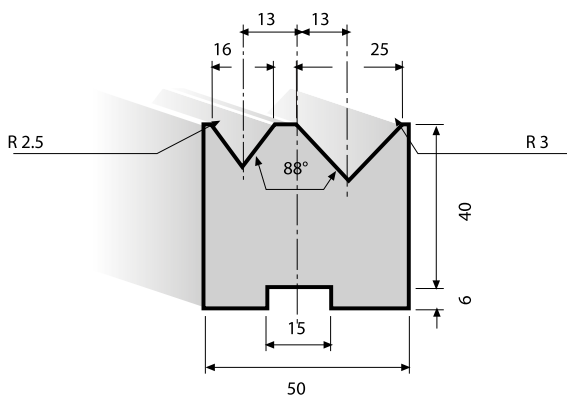
SOLID 100 T/m 



2023 / A / 88°


24H

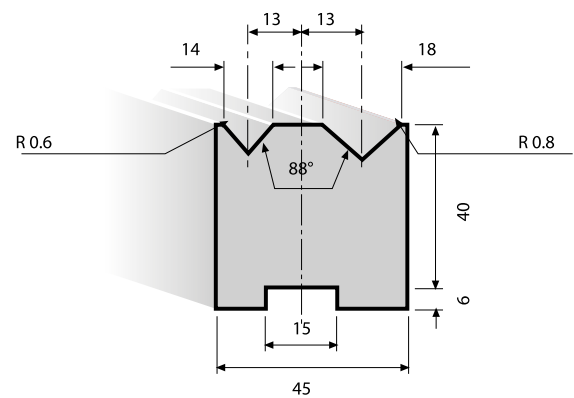
SOLID 100 T/m 



2024 / A / 88°

24H

SOLID 100 T/m 



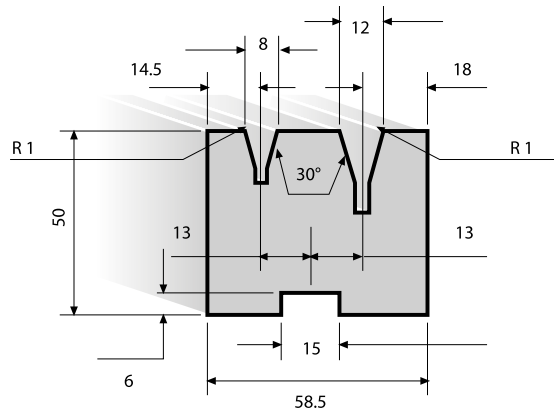
Abkantwerkzeuge in bester qualität,
 induktionsgehärtet - arbeitsflächen geschliffen.
 Standardlängen: 835 mm; 415 mm; 835 sektioniert.

Outils de pliage de qualité supérieure trempés par
 induction avec faces principales rectifiées.
 Longueur standard: 835 mm; 415 mm; 835 fractionné.

2025 / A / 30°

24H

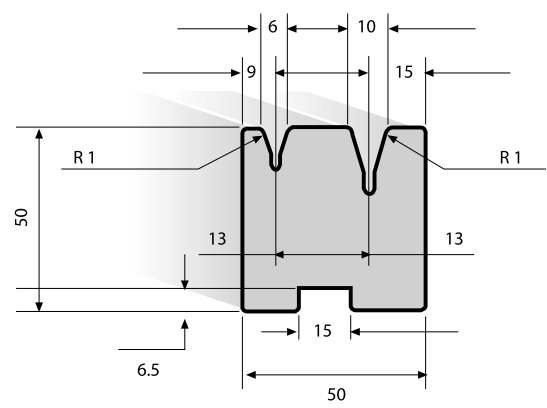
SOLID 30 T/m



2026 / A / 30°

24H

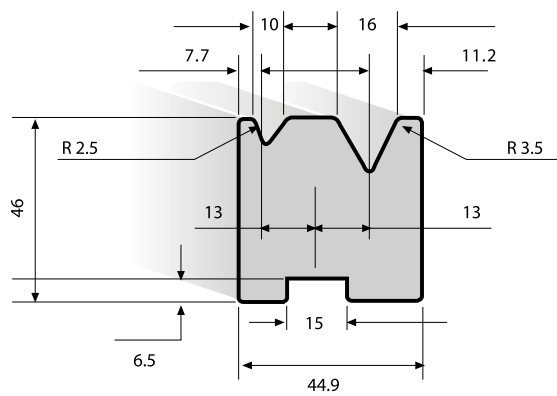
SOLID 30 T/m



2027 / A / 75°

24H

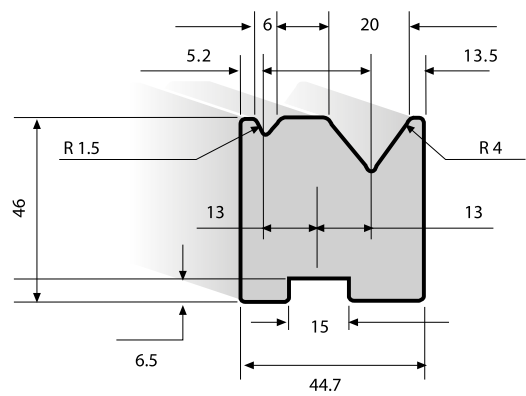
SOLID 50 T/m



2028 / A / 75°

24H

SOLID 50 T/m



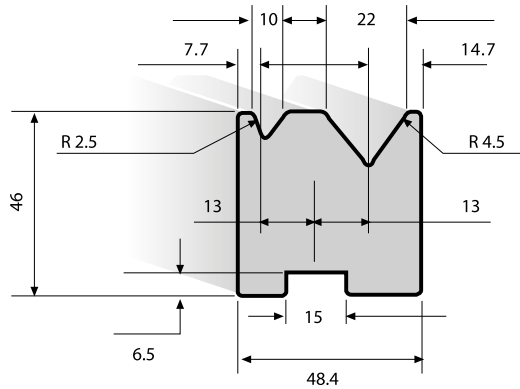
Utensili per presse piegatrici realizzati con standards di qualità superiore, temprati a induzione sulle parti di lavoro e totalmente rettificati. Lunghezza standard: 835 mm; 415 mm; 835 sezionati.

Press Brake Tooling in best quality, induction hardened and ground on the working surfaces. Standard length: 835 mm; 415 mm; 835 sectioned.

2029 / A / 75°

24H

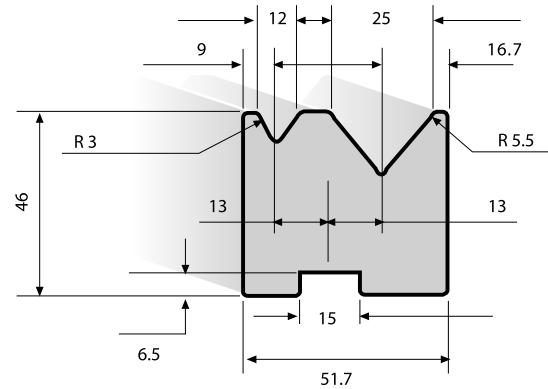
SOLID 50 T/m



2030 / A / 75°

24H

SOLID 50 T/m



3000

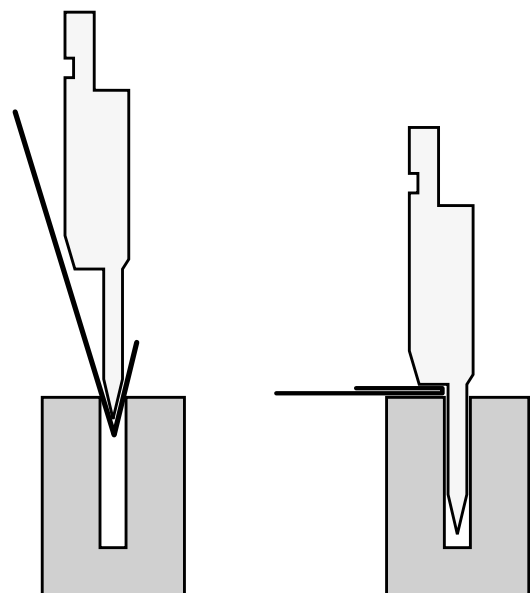
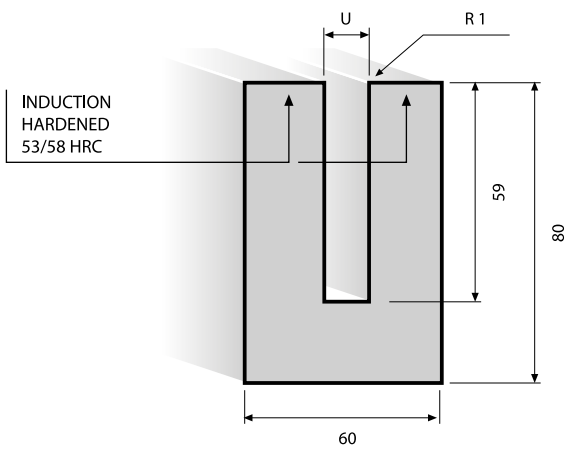
24H

U= 8 mm

U= 10 mm

U= 12 mm

SOLID 50 T/m



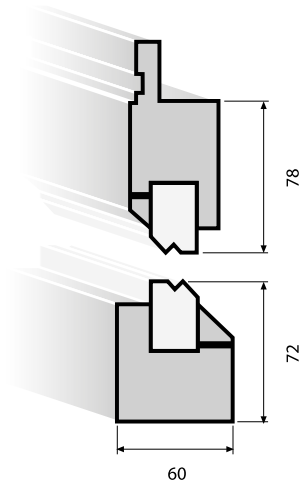
Abkantwerkzeuge in bester Qualität,
 induktionsgehärtet - arbeitsflächen geschliffen.
 Standardlängen: 835 mm; 415 mm; 835 sektioniert.

Outils de pliage de qualité supérieure trempés par
 induction avec faces principales rectifiées.
 Longueur standard: 835 mm; 415 mm; 835 fractionné.

3006

6w

SOLID 100 T/m

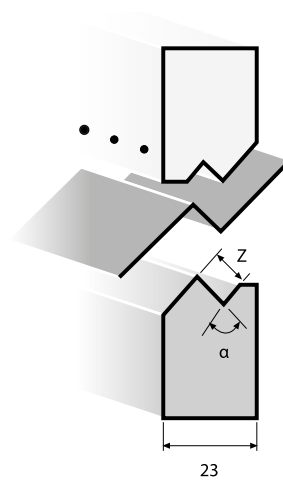


3007	Z (mm)	3007	Z (mm)
160°	1,0	90°	5,0
160°	1,5	90°	5,5
150°	2,0	90°	6,0
140°	2,5	90°	6,5
90°	3,0	90°	7,0
90°	3,5	90°	7,5
90°	4,0	90°	8,0
90°	4,5		

3007


6w

SOLID 100 T/m

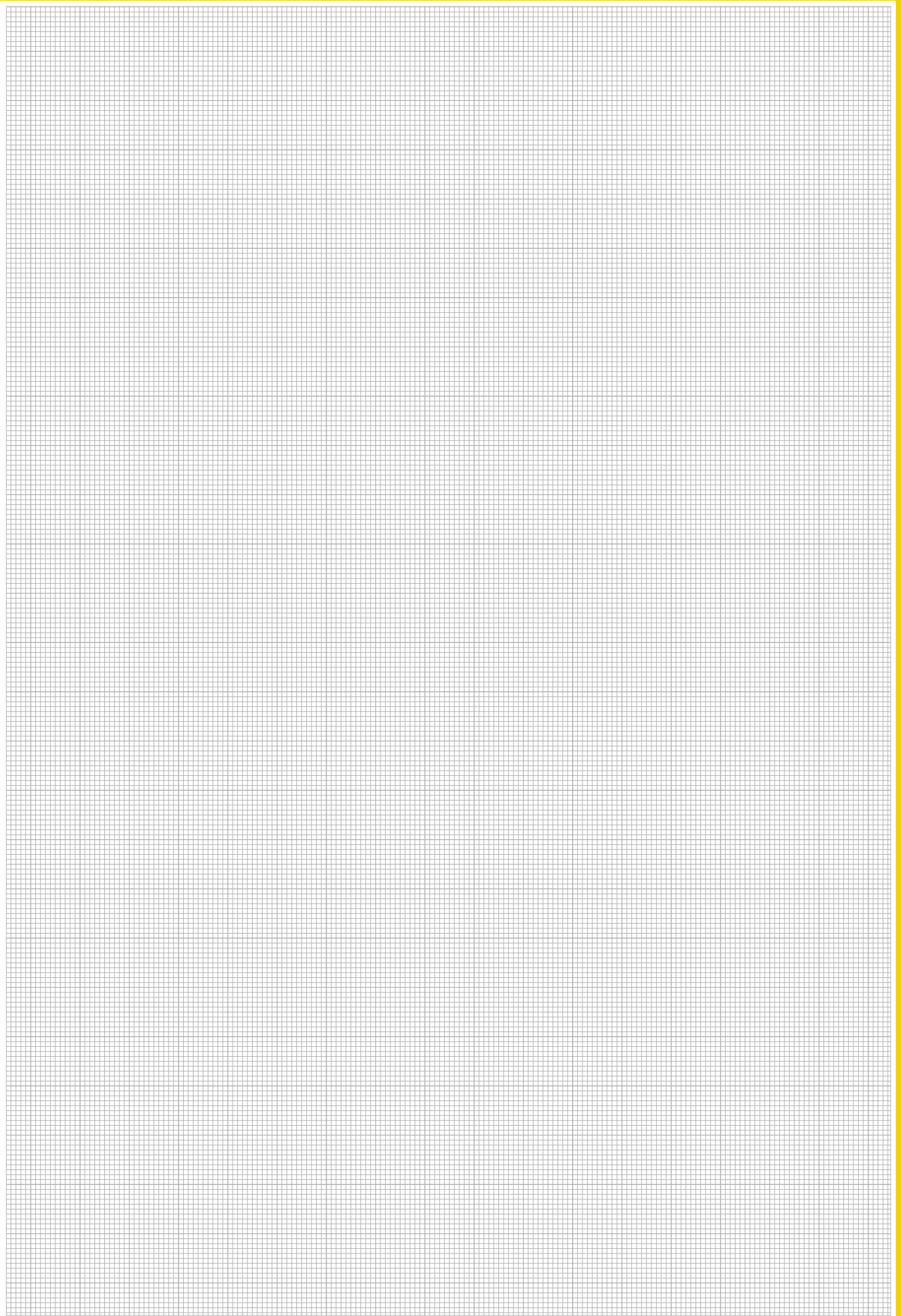


$\alpha =$	160°
	150°
	140°
	90°


Frazionatura standard per 835 mm - Standard sectioning for 835 mm
Standard Sektionierung für 835 mm - Fractionnement standard pour 835 mm

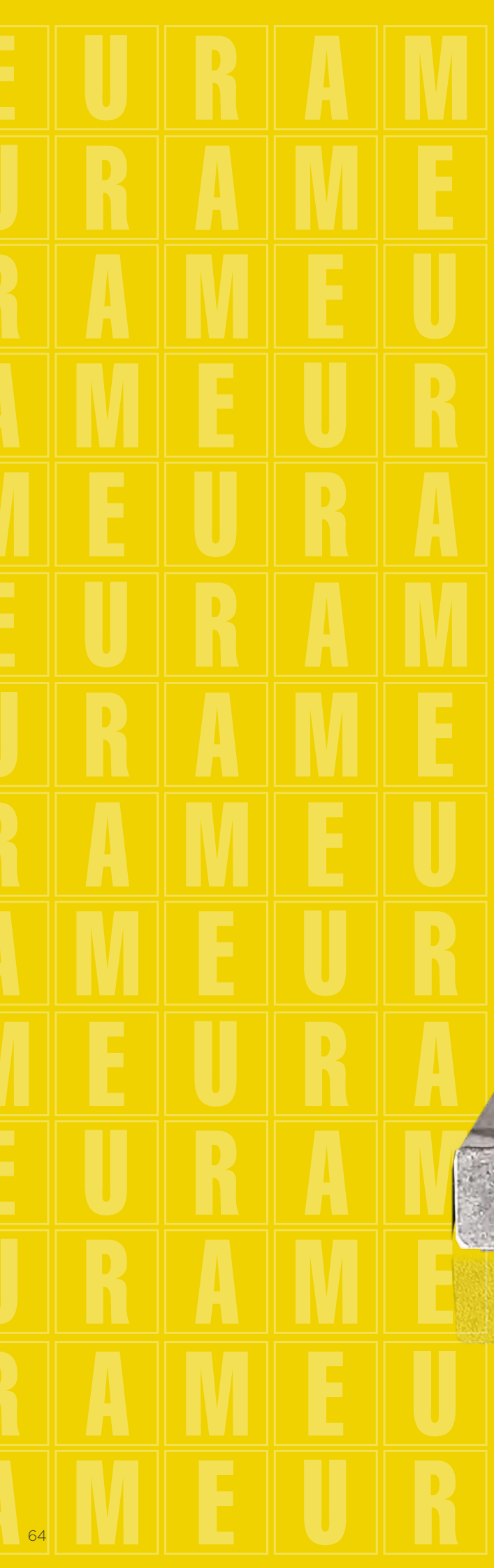


Notes



Notes












**PIEGA - SCHIACCIA
HEMMING DIES**



UTENSILI PIEGA - SCHIACCIA HEMMING TOOLING

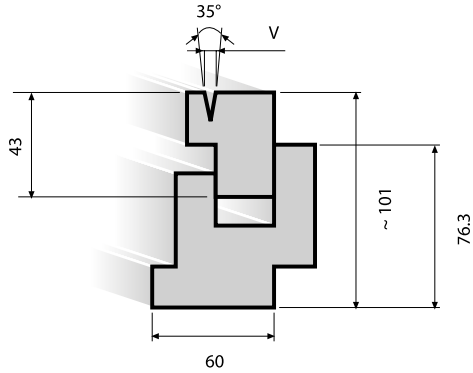
3001/ 35° / A

24H

V= 6 mm

V= 8 mm

SOLID 60 T/m



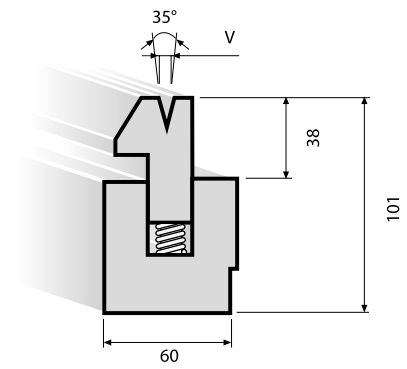
3001/ 35° / B

24H

V= 6 mm

V= 8 mm

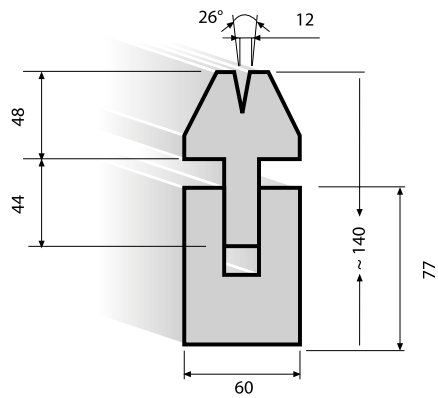
SOLID 60 T/m



3001 / 12 / 26°

24H

SOLID 100 T/m



3001

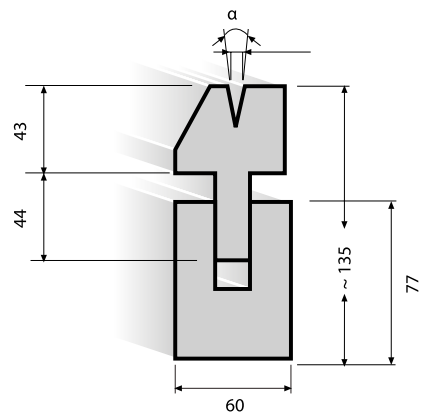
24H

V= 10 mm / 26°

V= 10 mm / 35°

V= 12 mm / 35°

SOLID 100 T/m



UTENSILI PIEGA - SCHIACCIA HEMMING TOOLING

3000

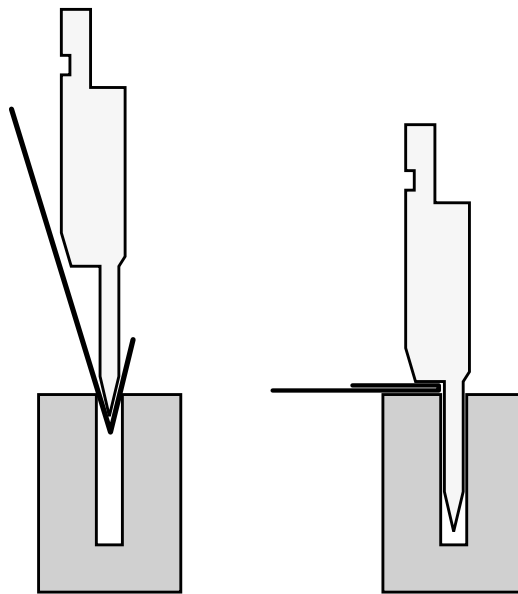
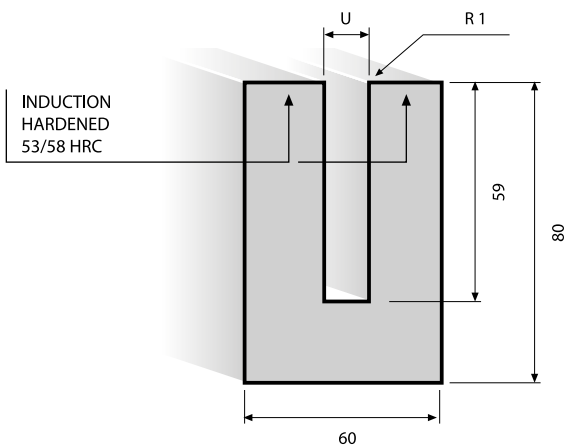
24H

U= 8 mm

U= 10 mm

U= 12 mm

SOLID 50 T/m

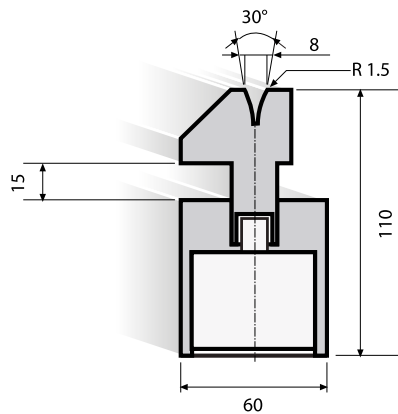


PIEGA - SCHIACCIA PNEUMATICI PNEUMATIC HEMMING TOOLING

3001 / 8 / 30° / PN

24H

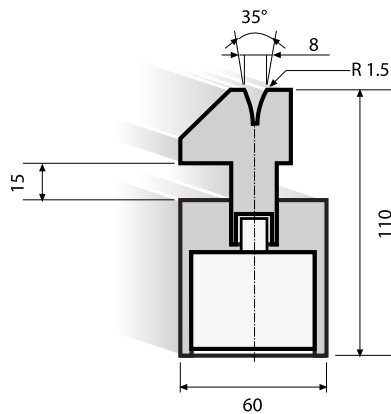
SOLID 80 T/m



3001 / 8 / 35° / PN

24H

SOLID 80 T/m



PIEGA - SCHIACCIA PNEUMATICI PNEUMATIC HEMMING TOOLING

3001 / PN

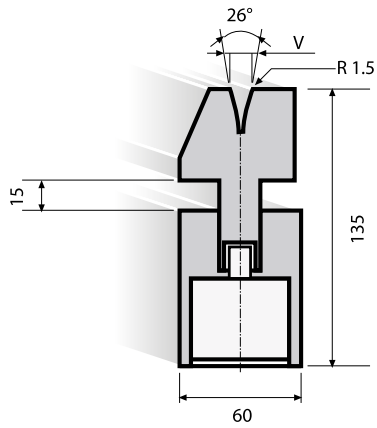
24H

V= 10 mm / 26°

V= 10 mm / 35°

V= 12 mm / 35°

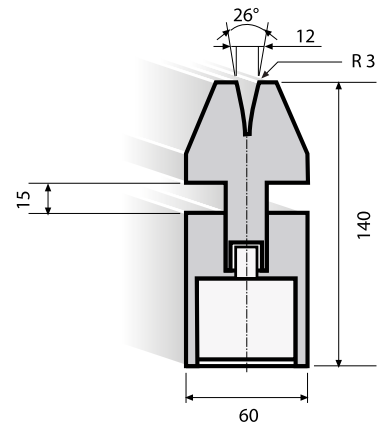
SOLID 100 T/m




3001 / 12 / 26° / PN

24H

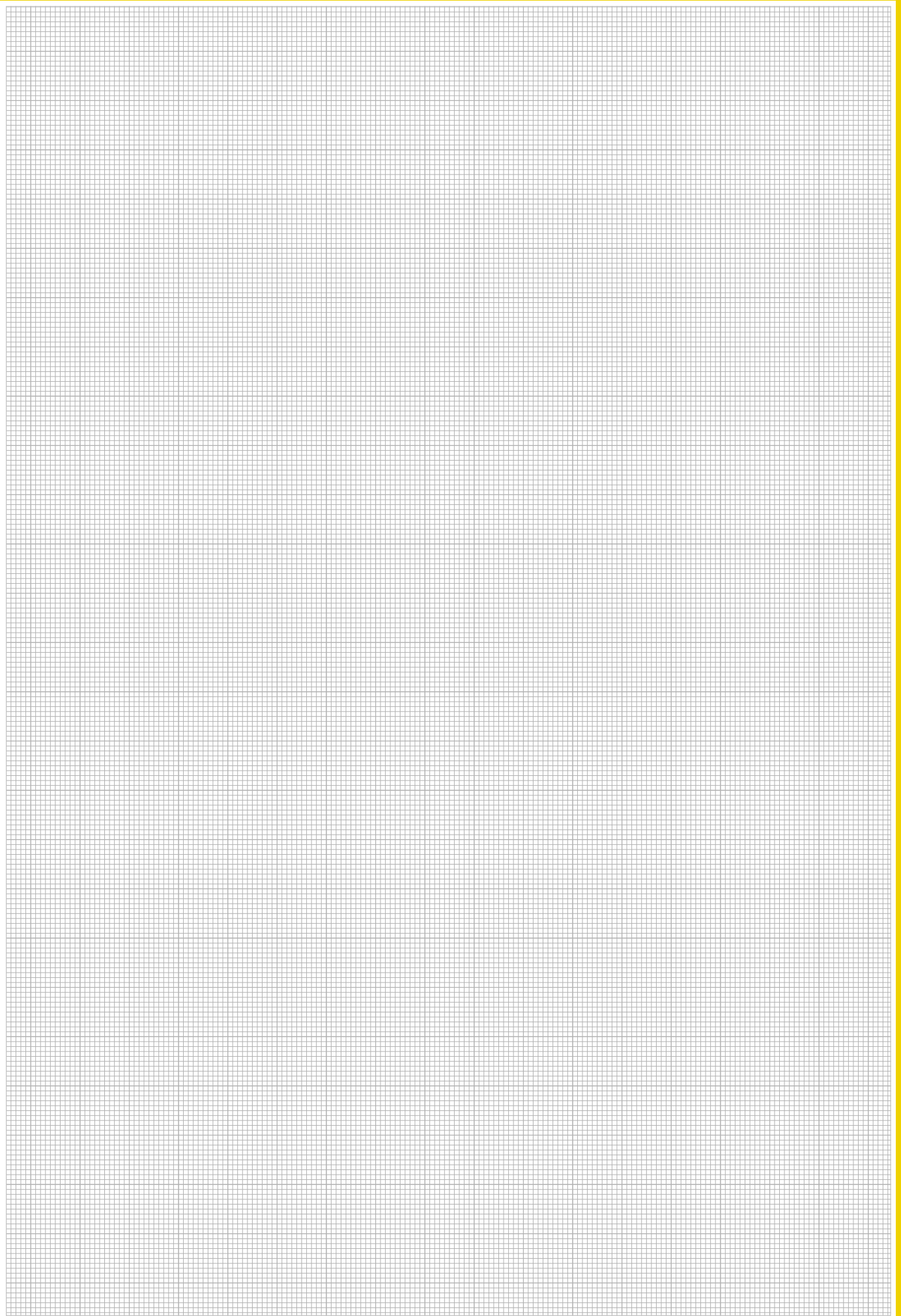
SOLID 100 T/m



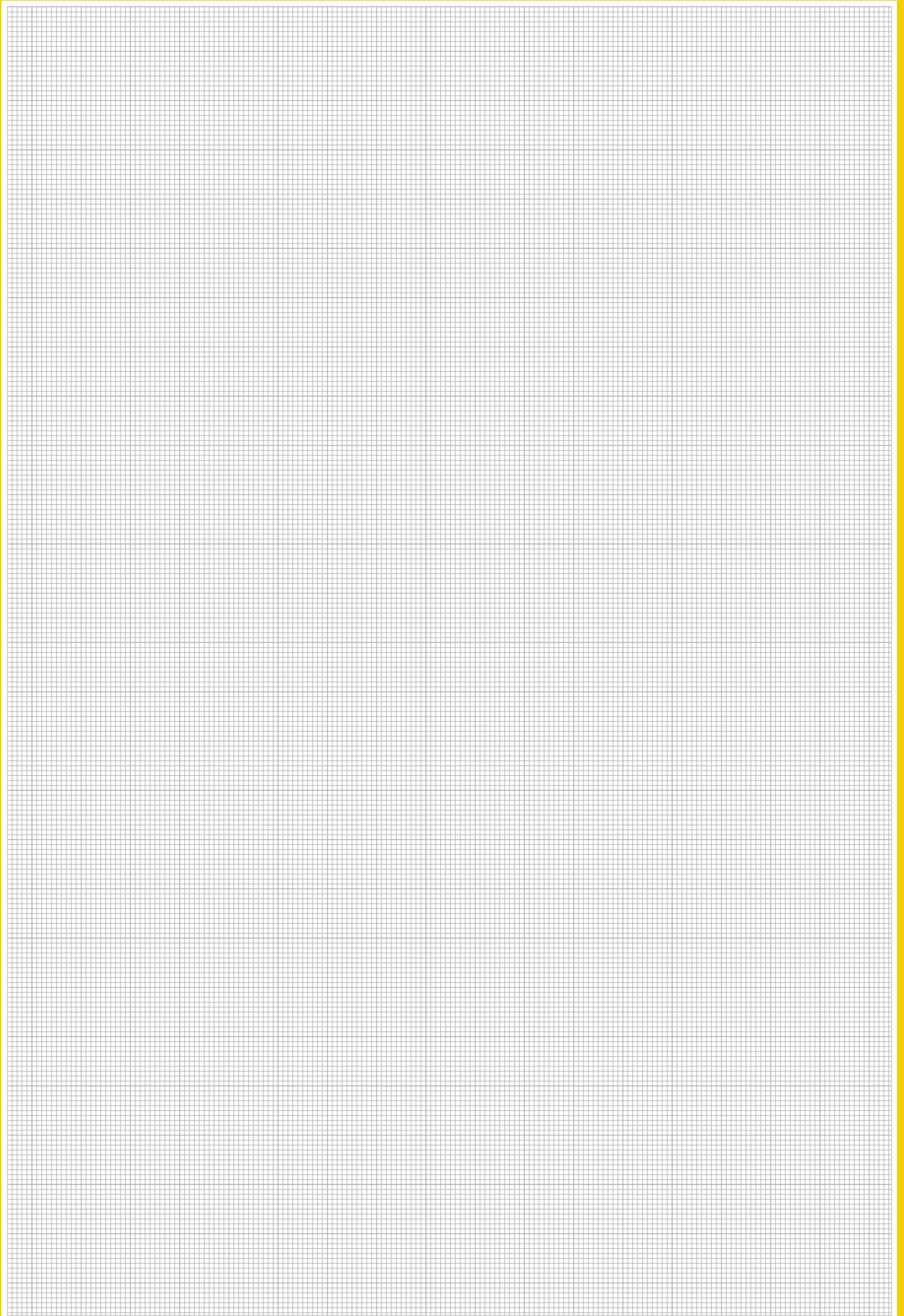
CENTRALINA PNEUMATICA PNEUMATIC MOVING KIT


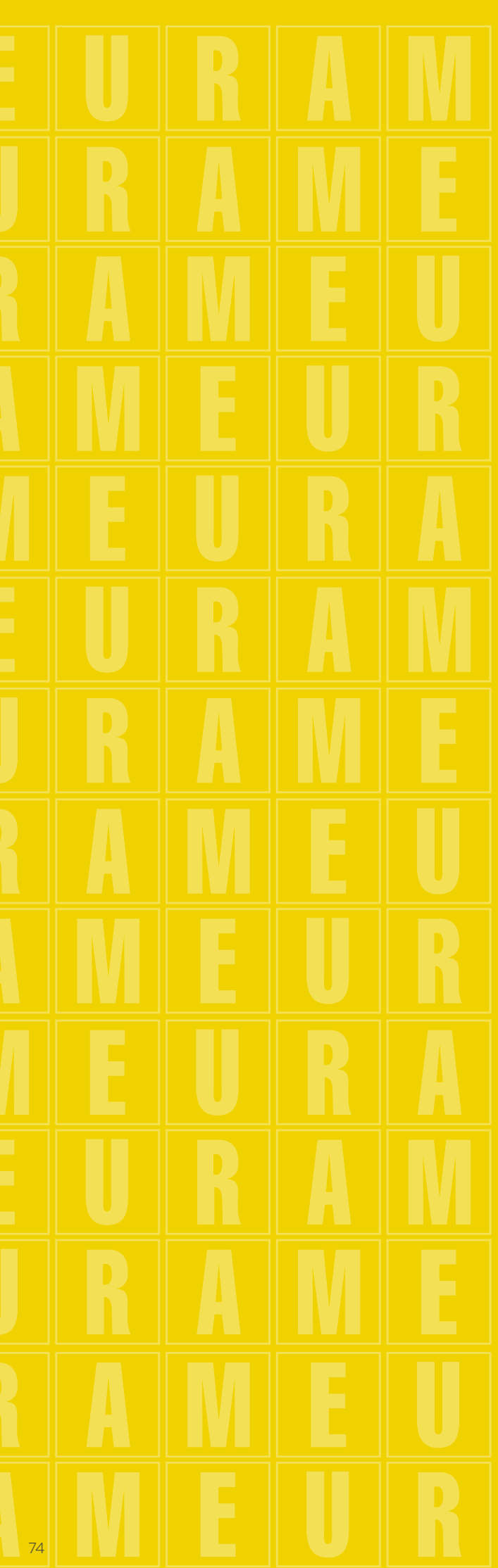


Notes

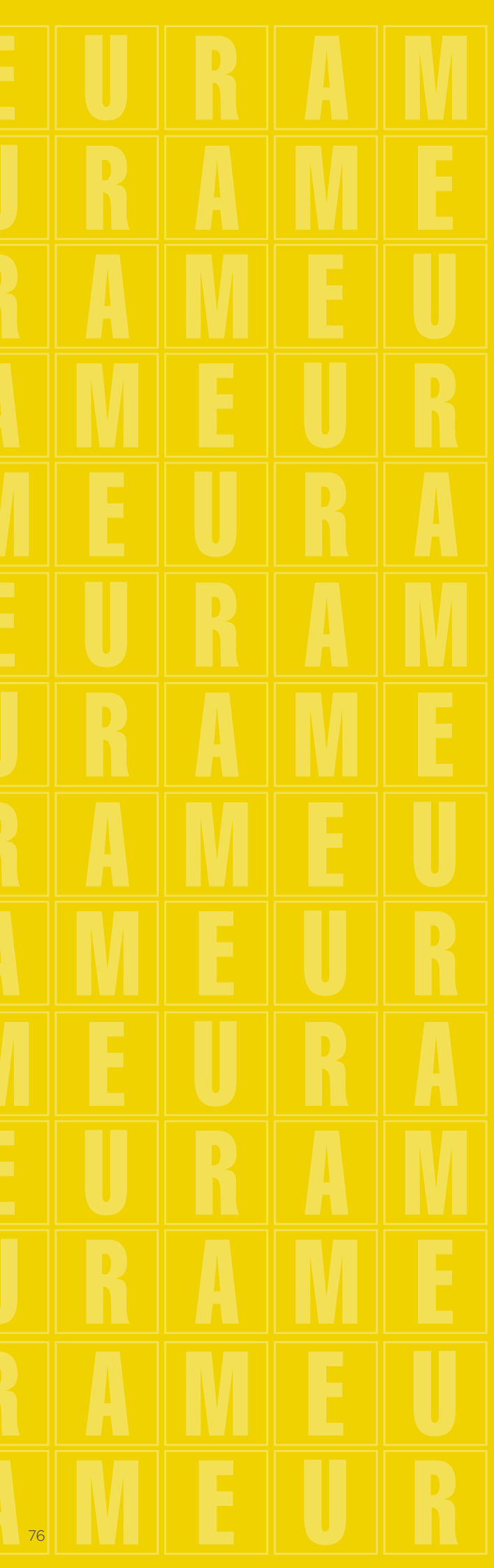



Notes












SUPPORTI MATRICI LOWER TOOL HOLDERS

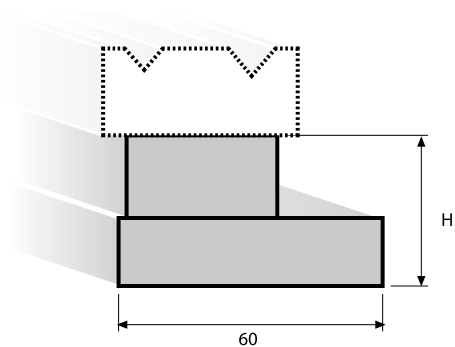


SUPPORTI MATRICI LOWER TOOL HOLDERS

4006

24H

(830 mm)	(412 mm)
H= 34 mm	H= 39 mm
SOLID 100 T/m	★

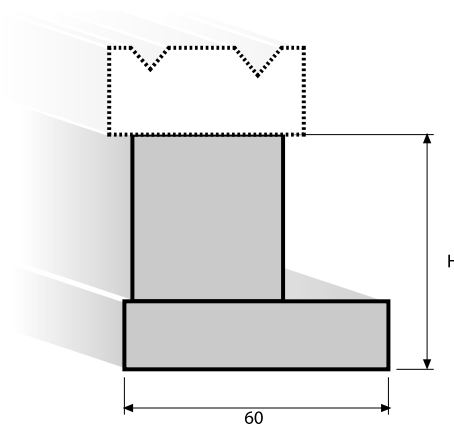


* Acciaio non temprato
Steel not hardened

4007

24H

(830 mm)	(412 mm)
H= 45 mm	H= 55 mm
SOLID 100 T/m	★

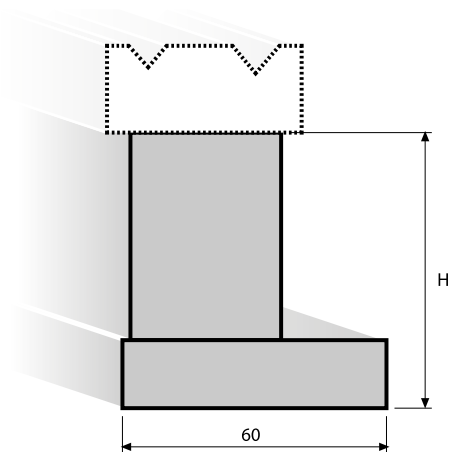


* Acciaio non temprato
Steel not hardened

4008

24H

(830 mm)	(412 mm)
H= 75 mm	
SOLID 100 T/m	★

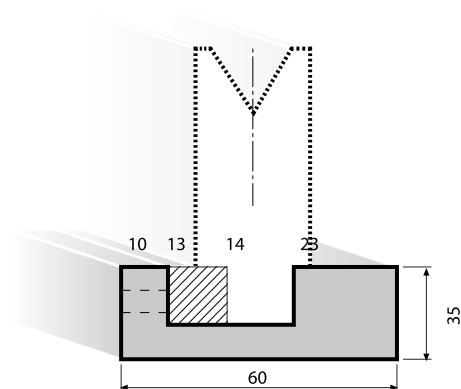


* Acciaio non temprato
Steel not hardened

4015

24H

(835 mm)
SOLID 100 T/m
★



* Acciaio non temprato
Steel not hardened

SUPPORTI MATRICI LOWER TOOL HOLDERS

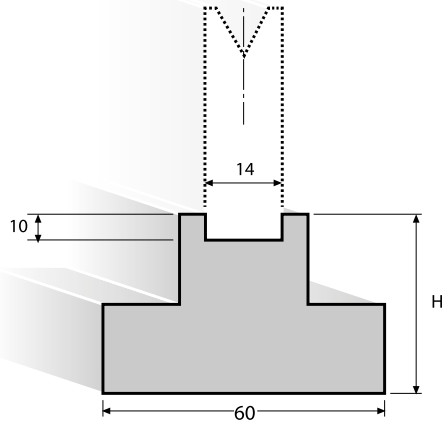
4017

24H

(1050 mm)

H= 31 mm H= 61,5 mm

SOLID 100 T/m



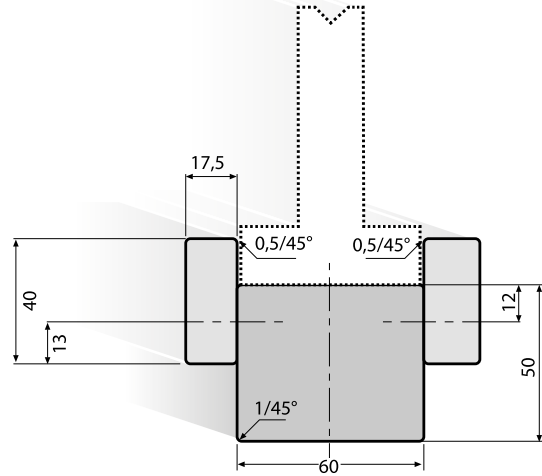
* Acciaio non temprato
Steel not hardened

4018

24H

(835 mm)

SOLID 100 T/m



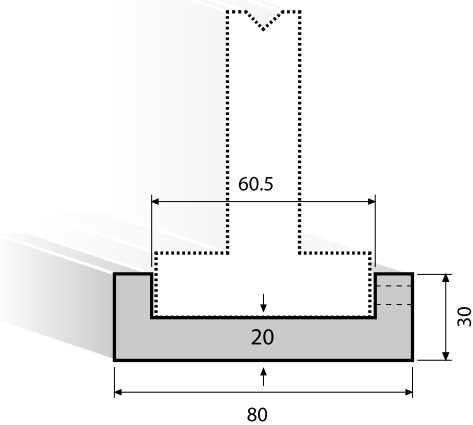
* Acciaio non temprato
Steel not hardened

4016

24H

(1050 mm)

SOLID 100 T/m



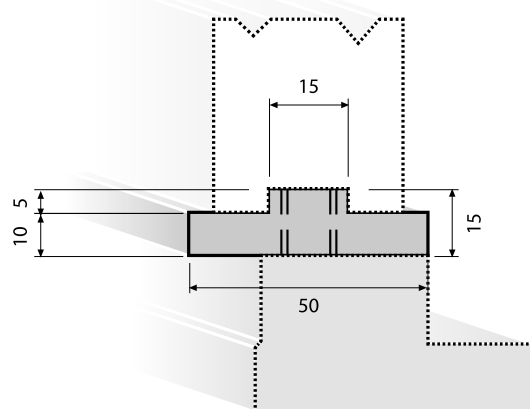
* Acciaio non temprato
Steel not hardened

4010

24H

(835 mm)

SOLID 100 T/m



* Acciaio non temprato
Steel not hardened

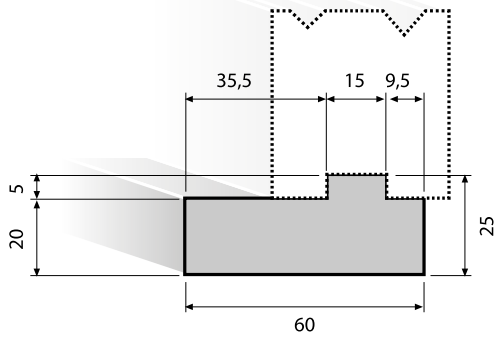
SUPPORTI MATRICI LOWER TOOL HOLDERS

4011

24h

(835 mm)

SOLID 100 T/m



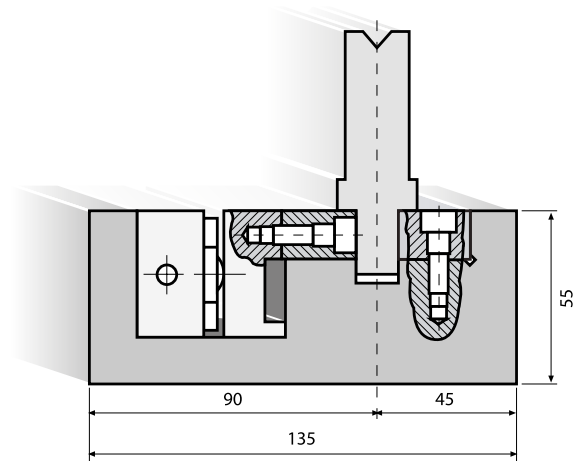
* Acciaio non temprato
Steel not hardened

4014

6w

HYDRAULIC DIE OLDER

(TRUMPF, LVD, HACO, BEYELER,
AMERICAN, ETC.)

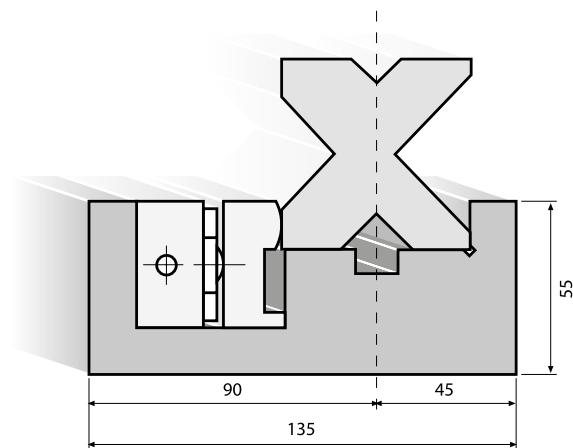


* Acciaio non temprato
Steel not hardened

4014 / A

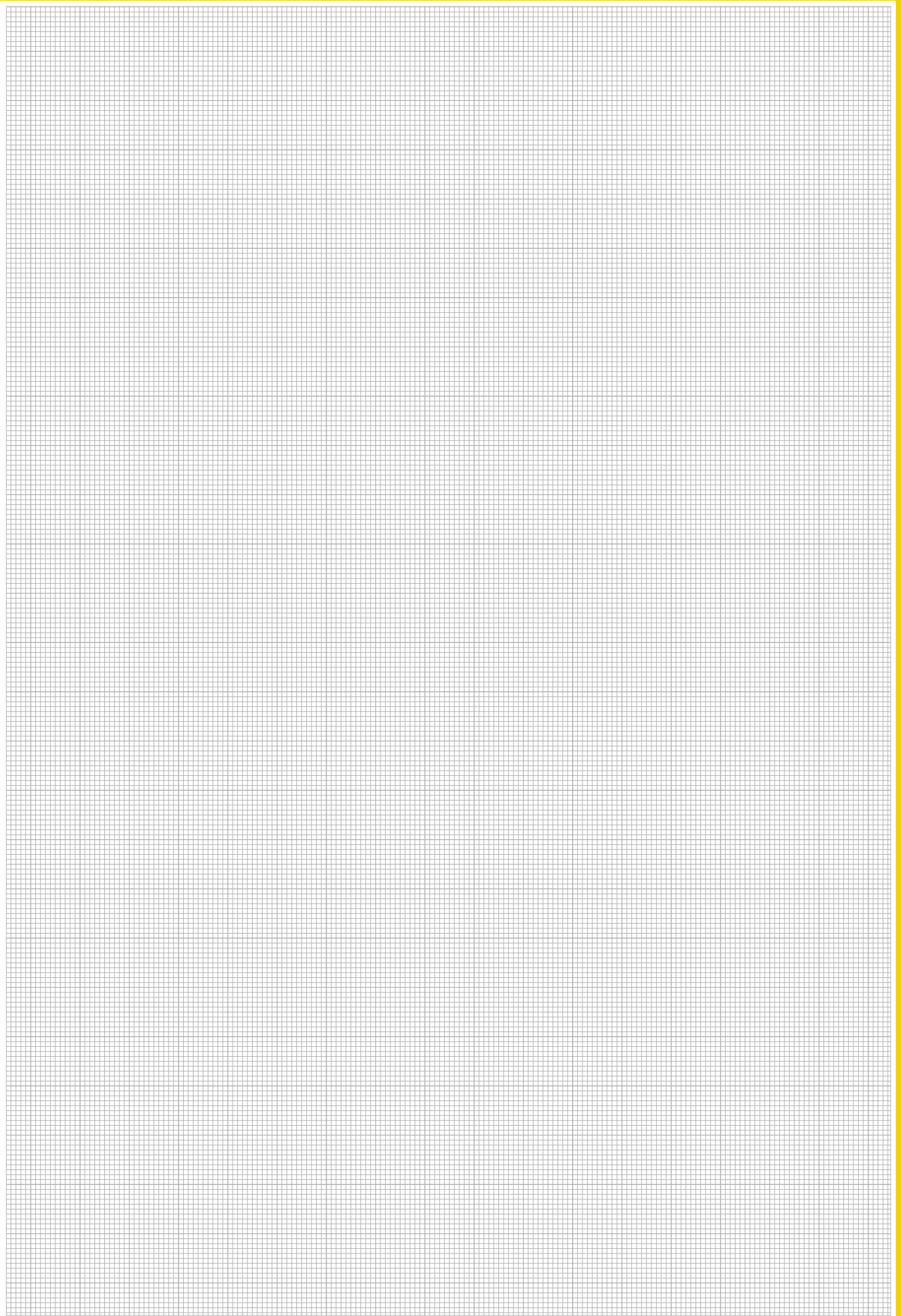
6w

HYDRAULIC DIE HOLDER (AMADA)

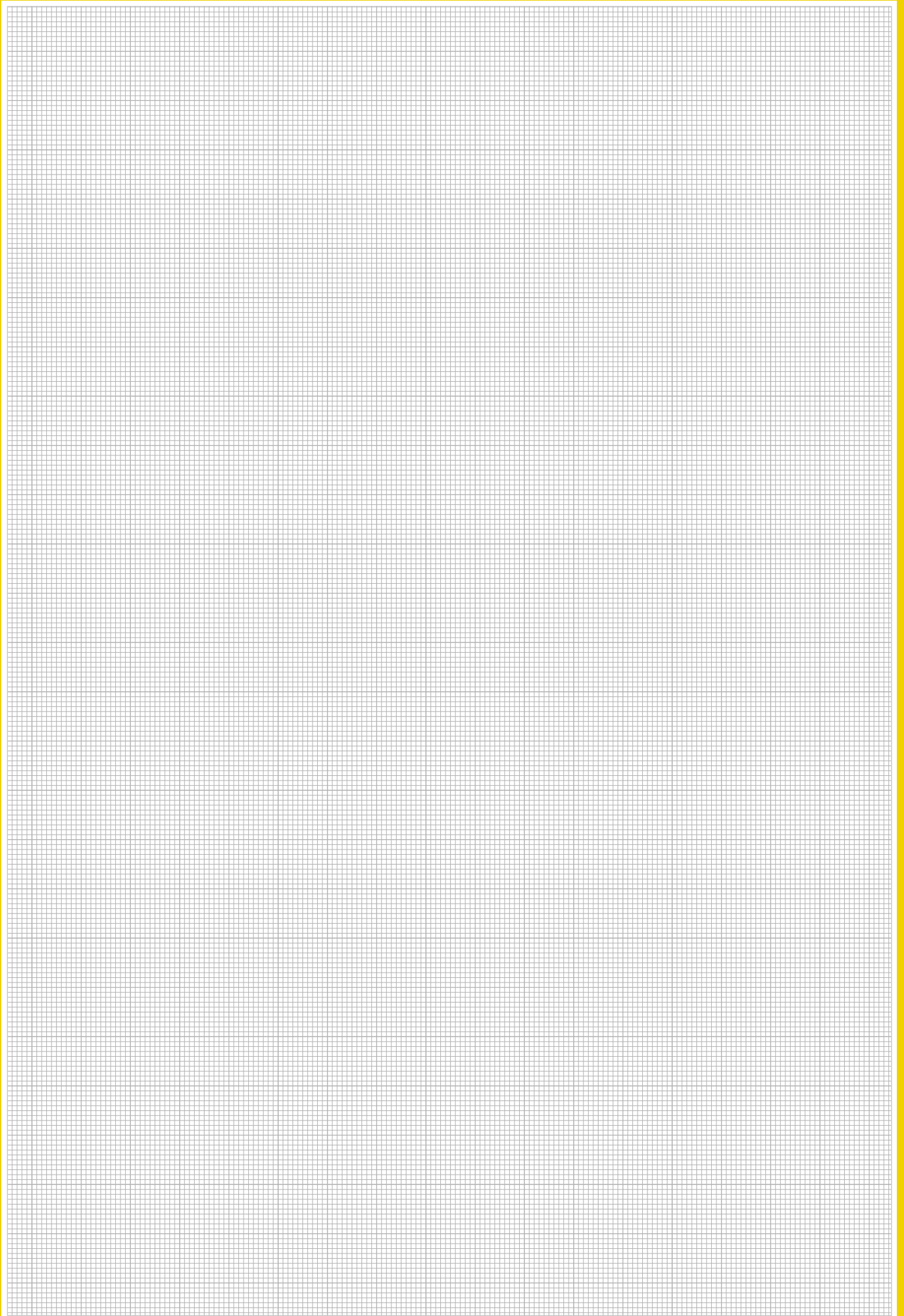


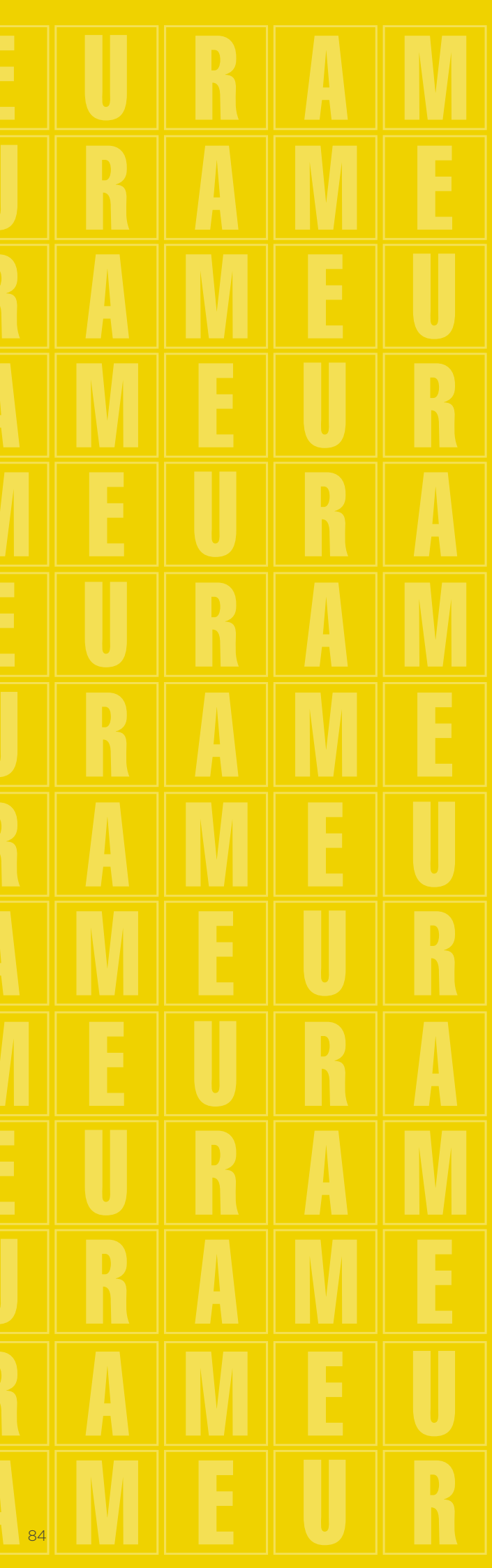
* Acciaio non temprato
Steel not hardened



Notes




Notes







**INTERMEDIARI SUPPORTO PUNZONI
INTERMEDIATE UPPER TOOL HOLDERS**

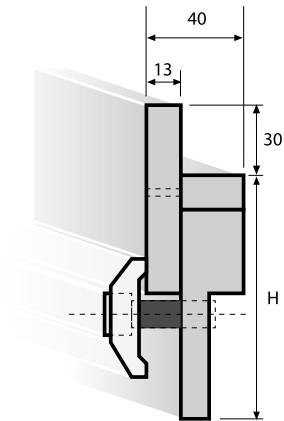


INTERMEDIARI SUPPORTO PUNZONI INTERMEDIATE UPPER TOOL HOLDERS

INT. 1 / STD

24H

L= 150 mm
H= 100 mm

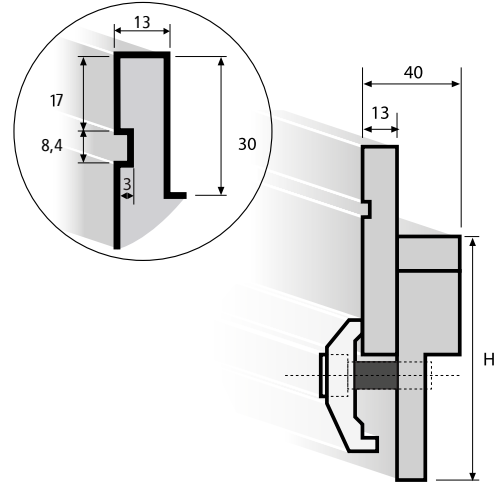


* Acciaio non temprato
Steel not hardened

INT. 1 SECURITY

24H

L= 150 mm
H= 100 mm

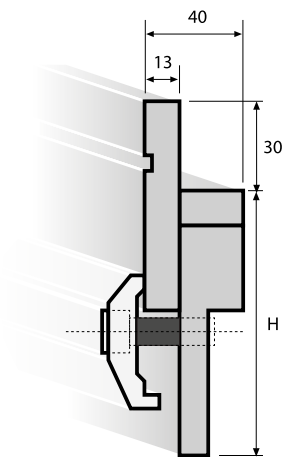


* Acciaio non temprato
Steel not hardened

INT. 1 SECURITY TALL

24H

L= 150 mm
H= 150 mm

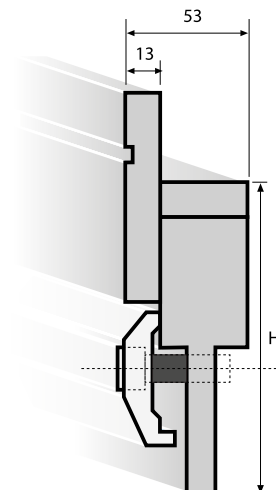


* Acciaio non temprato
Steel not hardened

INT. 1 SEC / 120

24H

L= 150 mm
H= 120 mm



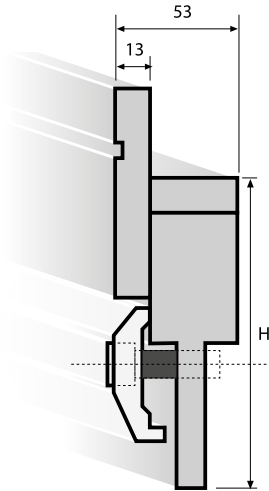
* Acciaio non temprato
Steel not hardened

INTERMEDIARI SUPPORTO PUNZONI INTERMEDIATE UPPER TOOL HOLDERS

INT. 1 SEC / 160

24H

L= 150 mm
H= 160 mm

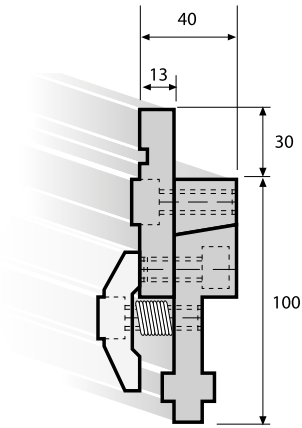


* Acciaio non temprato
Steel not hardened

INT. 2

24H

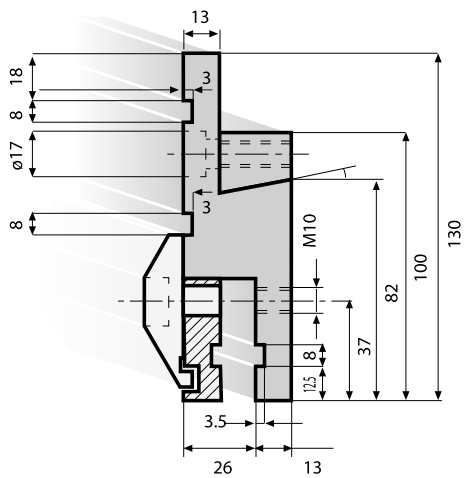
L= 150 mm
BEYELER EURO



* Acciaio non temprato
Steel not hardened

INT. AM

24H

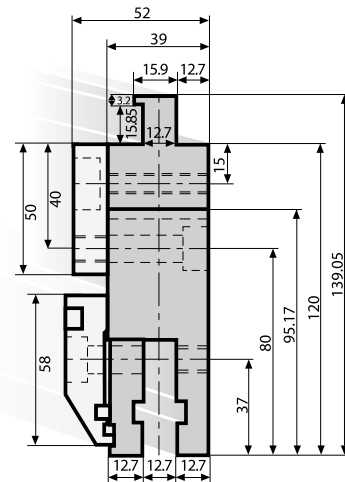


* Acciaio non temprato
Steel not hardened

INT. AM / T

6w

H= 120 mm
L= 150 mm



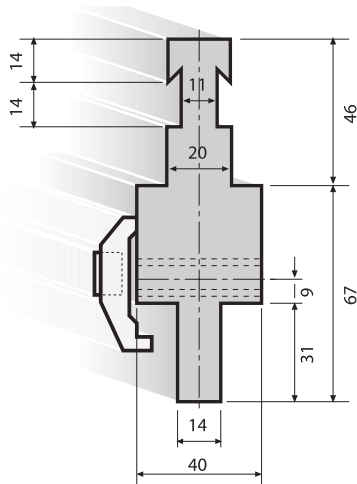
* Acciaio non temprato
Steel not hardened

INT. 3**6w**

BEYELER R - AMADA

H= 67 mm

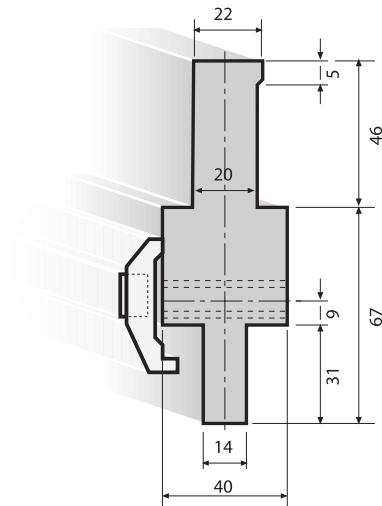
L= 150 mm

* Acciaio non temprato
Steel not hardened**INT. 4****6w**

BEYELER S - AMADA

H= 67 mm

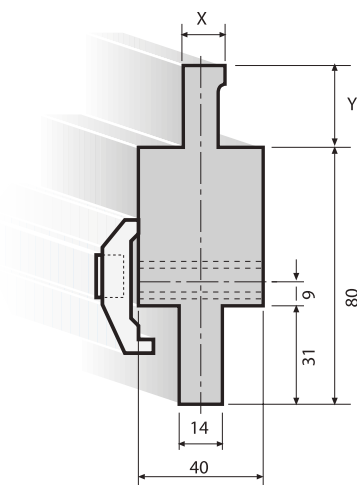
L= 150 mm

* Acciaio non temprato
Steel not hardened**INT. 5****6w**

LVD - HACO - AMERICAN - AMADA

H= 80 mm

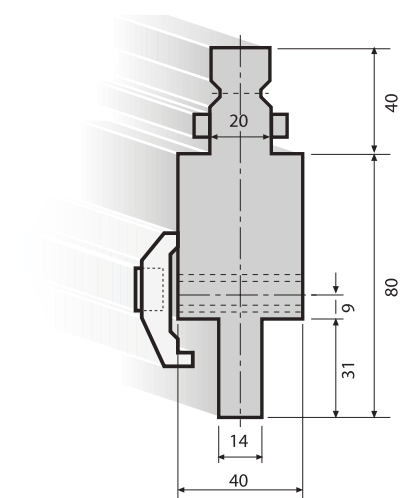
L= 150 mm

* Acciaio non temprato
Steel not hardened**INT. 6****6w**

TRUMPF - AMADA

H= 80 mm

L= 150 mm

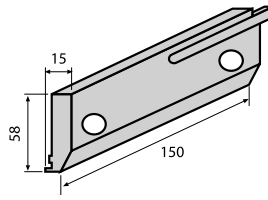
* Acciaio non temprato
Steel not hardened

STAFFA DI SICUREZZA SECURITY CLAMP

24h

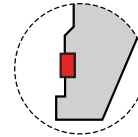
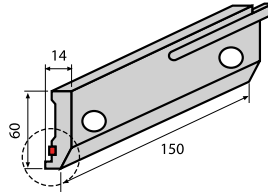
Staffa di sicurezza a chiusura manuale rapida

Quick release security clamp



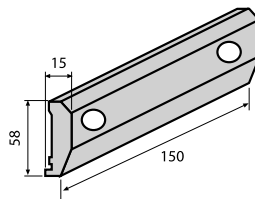
Con bloccaggio rinforzato di Adiprene per utensili frazionati

With Adiprene rubber blocking from segmented tooling



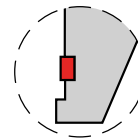
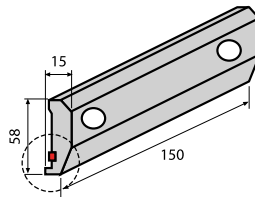
Staffa di sicurezza

Security clamp



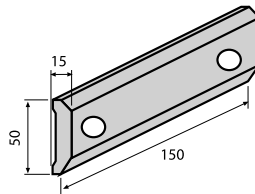
Con bloccaggio rinforzato di Adiprene per utensili frazionati

With Adiprene rubber blocking from segmented tooling

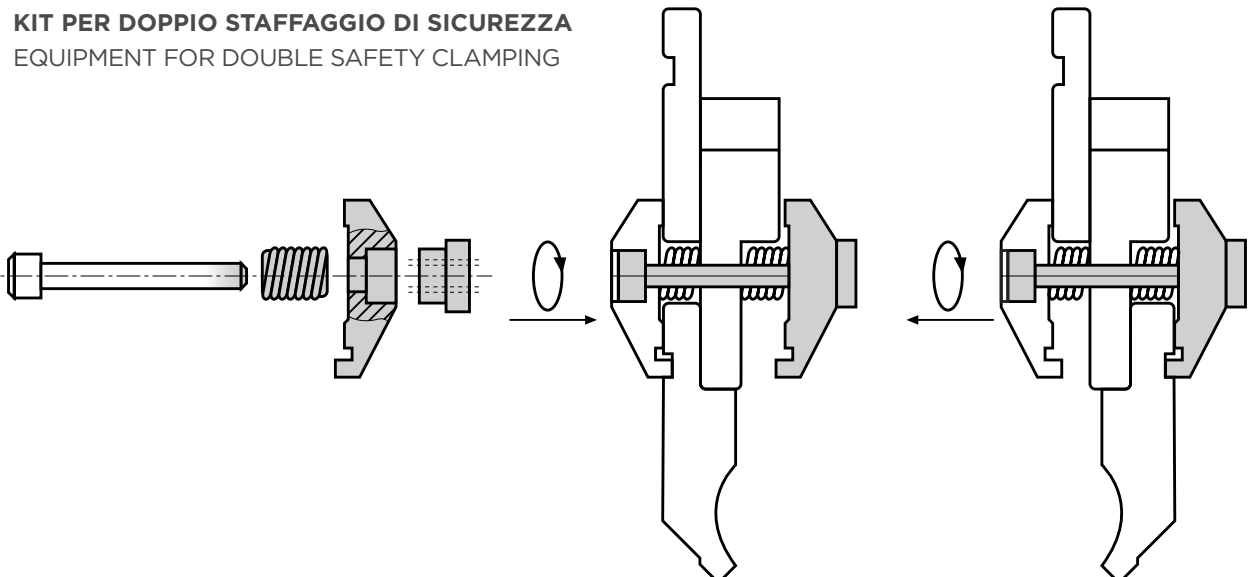


Staffa standard

Std. clamp



KIT PER DOPPIO STAFFAGGIO DI SICUREZZA EQUIPMENT FOR DOUBLE SAFETY CLAMPING



STAFFA IDRAULICA A BLOCCAGGIO RAPIDO HYDRA FAST CLAMP

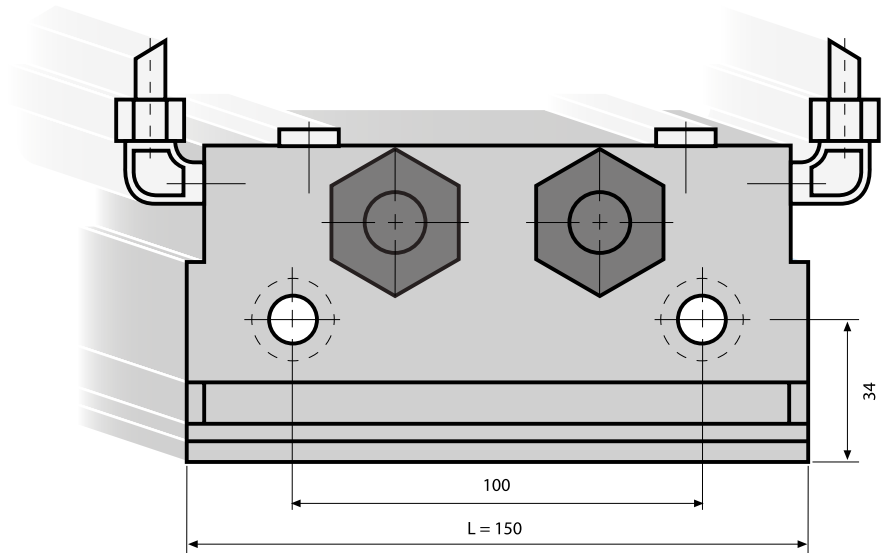
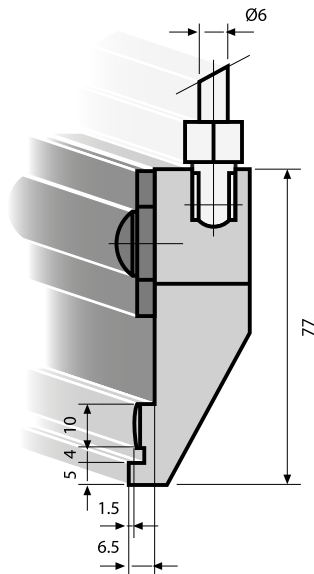
PRESSIONE IDRAULICA MAX 200 BAR
HYDRAULIC PRESSURE MAX 200 BAR

NOW

6w

AT SOONEST

24H



INT. HYDRA

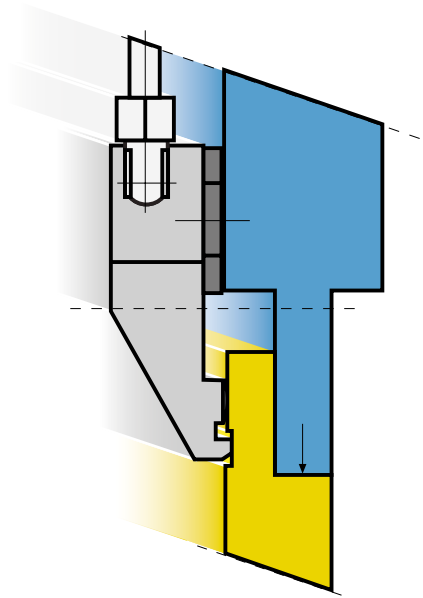
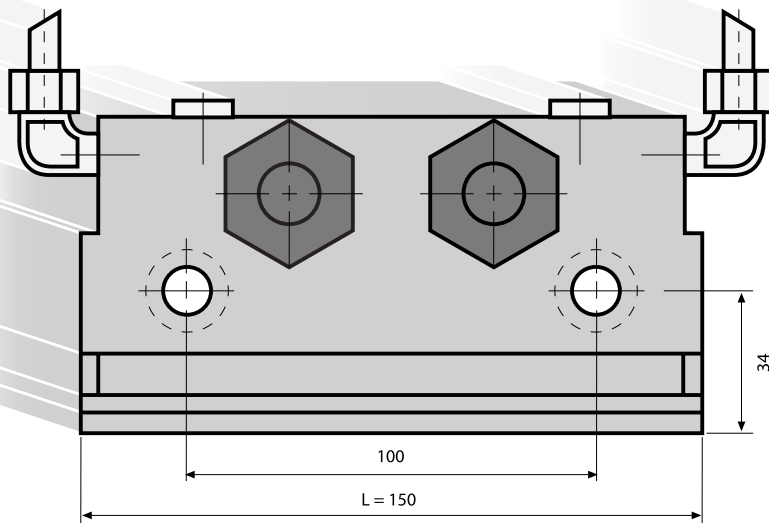
INTERMEDIARIO IDRAULICO
HYDRAULIC PUNCH HOLDER
AMADA SYSTEM

NOW

6w

AT SOONEST

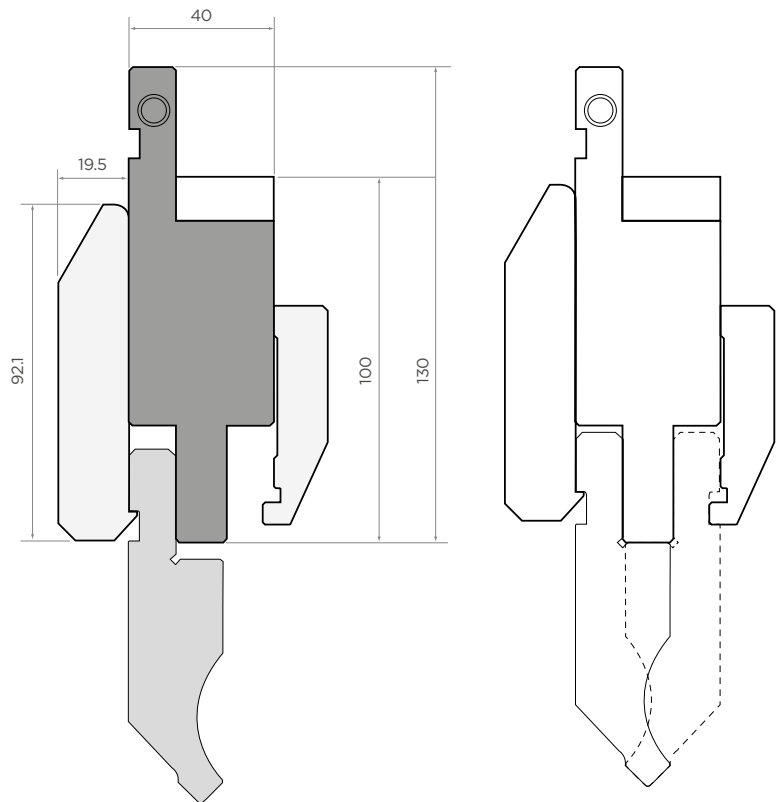
24H



INTERMEDI PNEUMATICI PNEUMATIC INTERMEDIATES

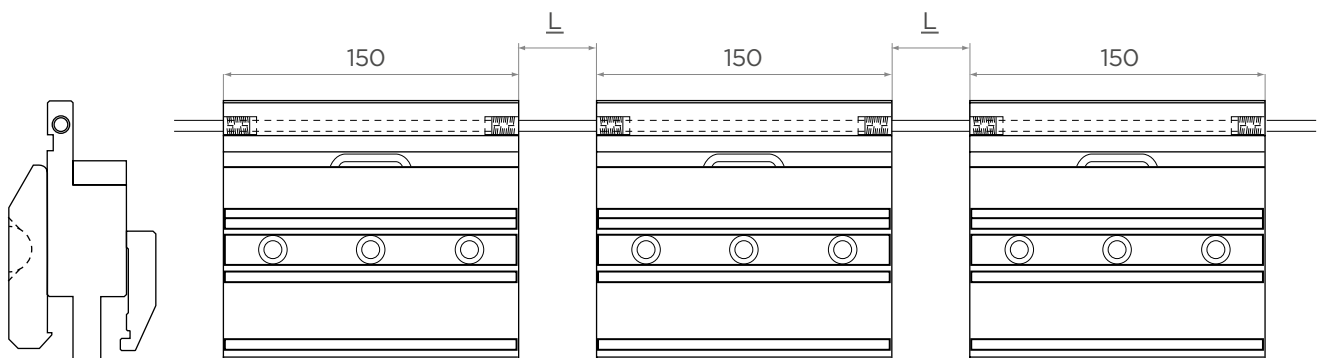
INTERMEDI PNEUMATICI

- L'inserimento e il disimpegno della lama può avvenire frontalmente senza alcuna modifica del codolo.
 - Richiamo in battuta automatico.
 - Cuneo di regolazione.
 - Staffa posteriore regolabile anteriormente per il serraggio manuale.
- Punch installing and disinstalling from the front without fitting modification.
- Authomatic working set-up of the punch.
- Movable wedge.
- Security back clamp adjustable from the front by manual blocking.

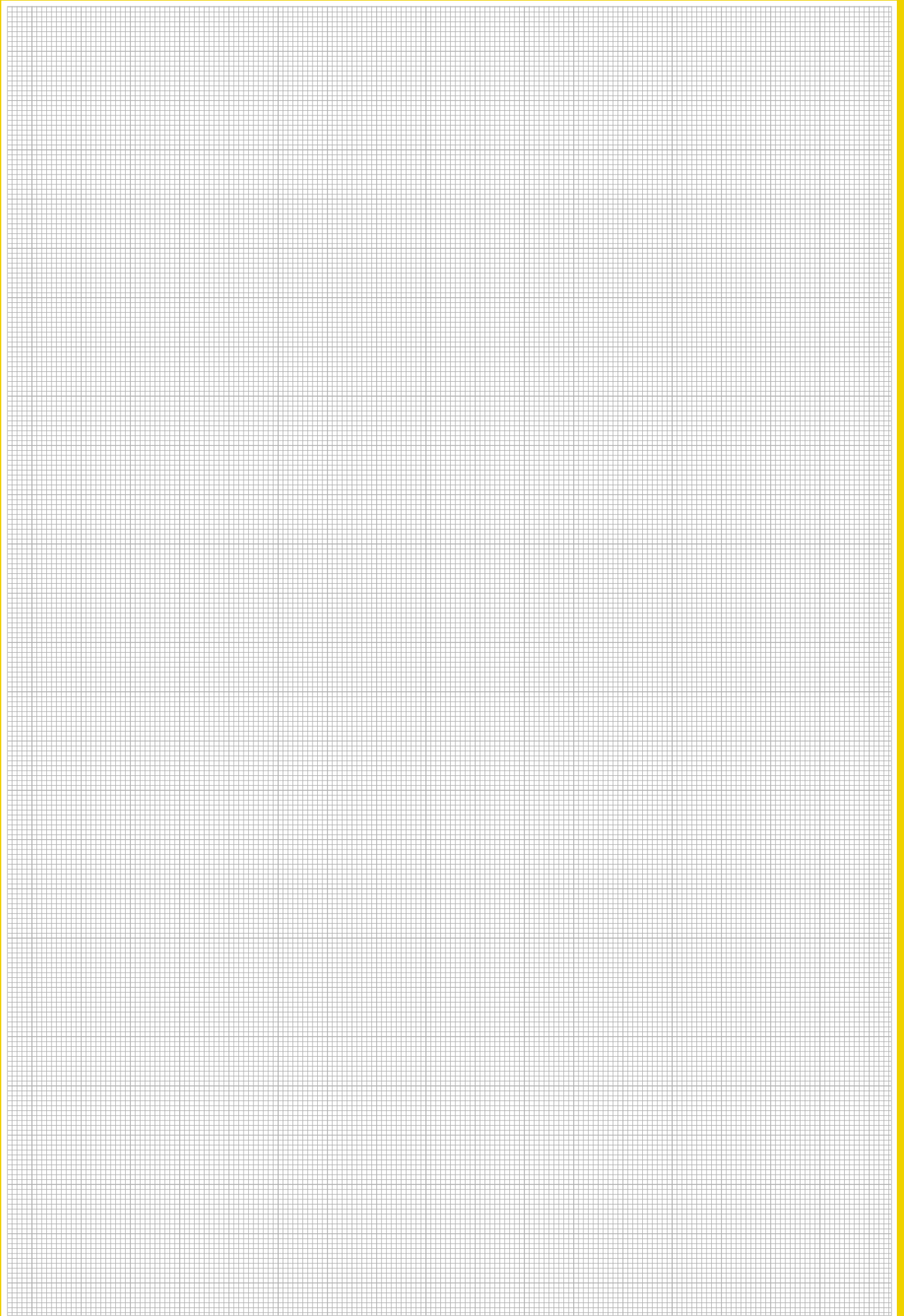


MONTAGGIO

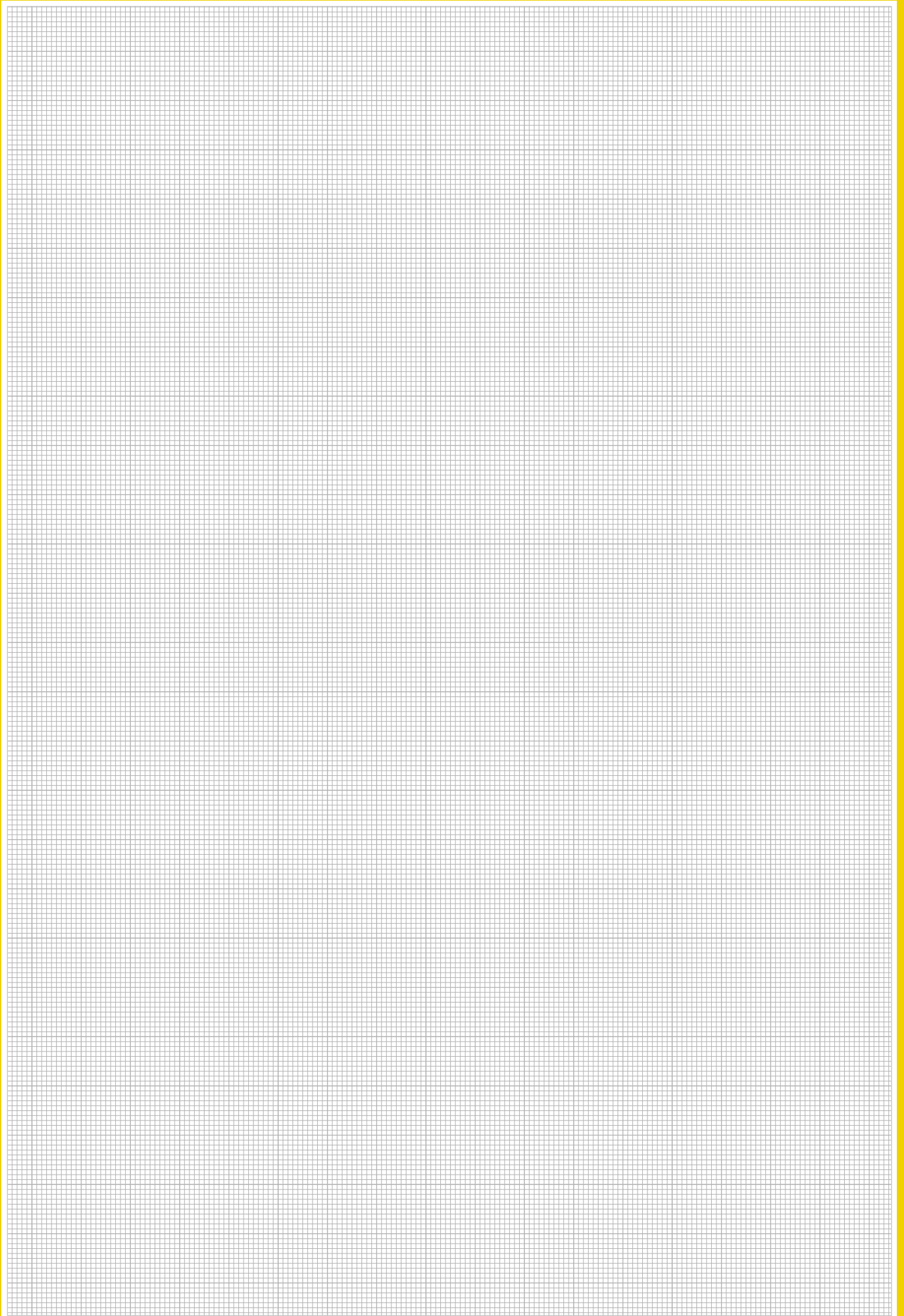
INTERMEDI PNEUMATICI



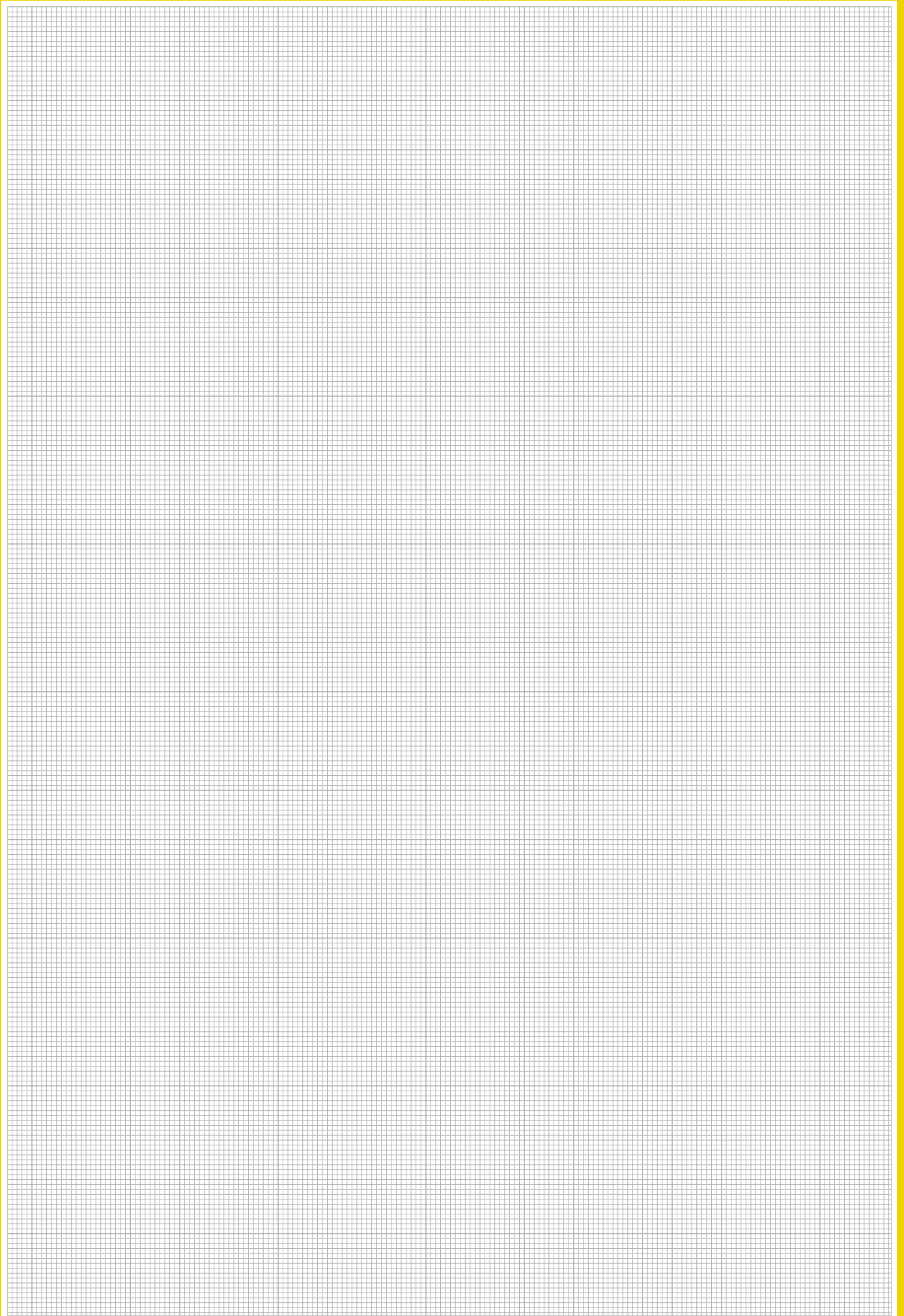
Notes

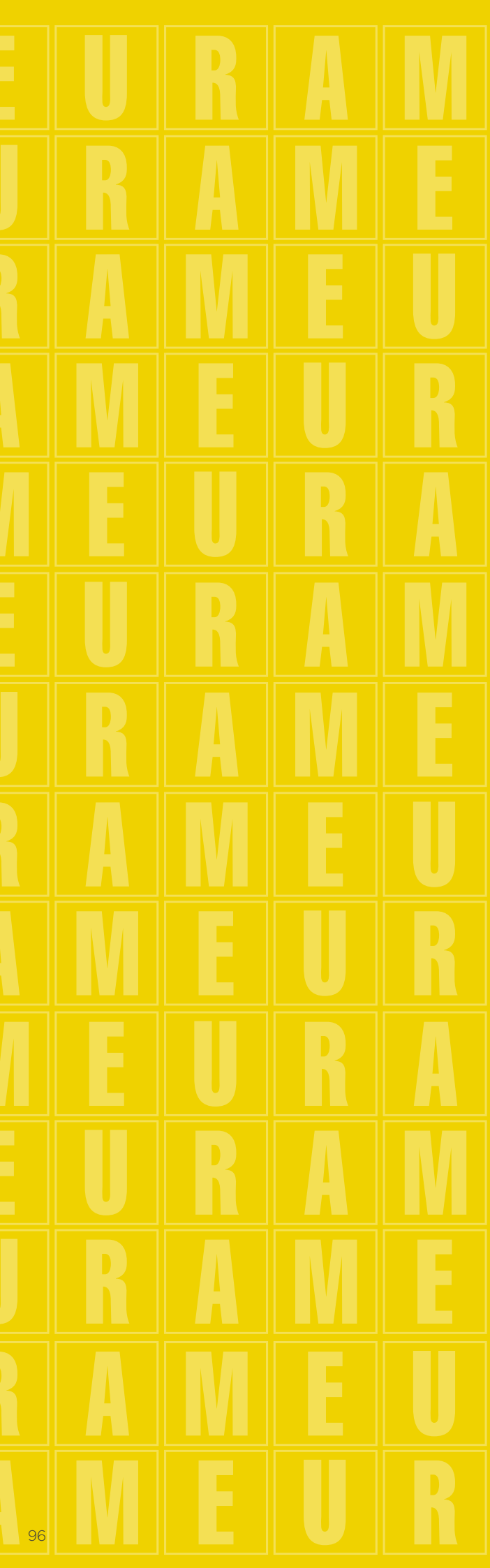


Notes



Notes











E U R A M

WORLD WIDE EURAM

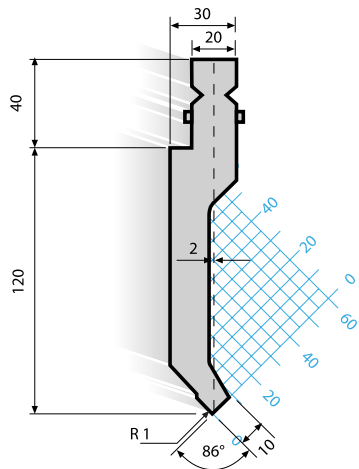


TEMPRATURA AD INDUZIONE INDUCTION HARDENING



1310 / T / 86° / R1

SOLID 100 T/m ★★



NOW

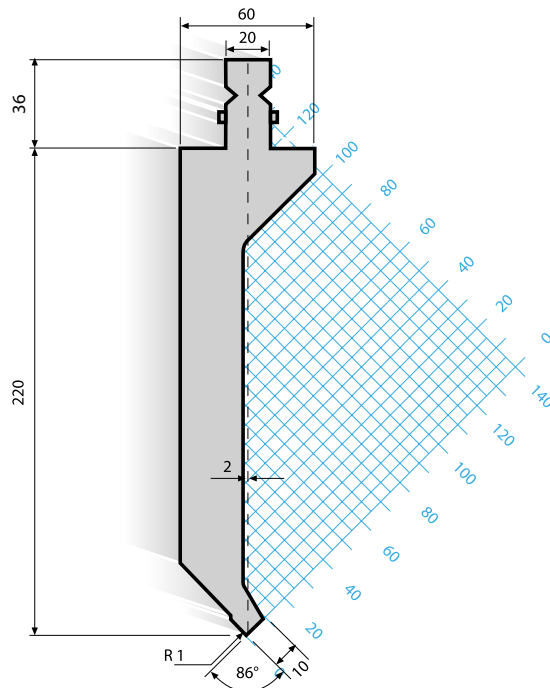
6w

AT SOONEST

24h

1311 / T / 86° / R1

SOLID 100 T/m ★★



NOW

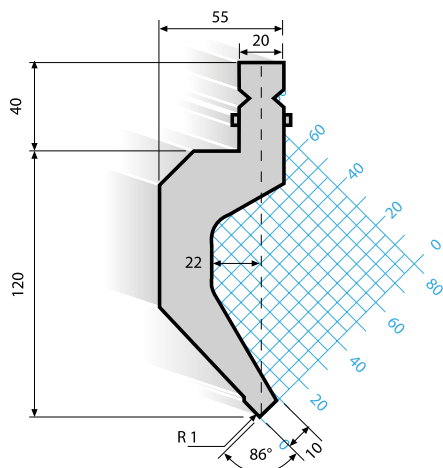
6w

AT SOONEST

24h

1312 / T / 86° / R1

SOLID 100 T/m ★★



NOW

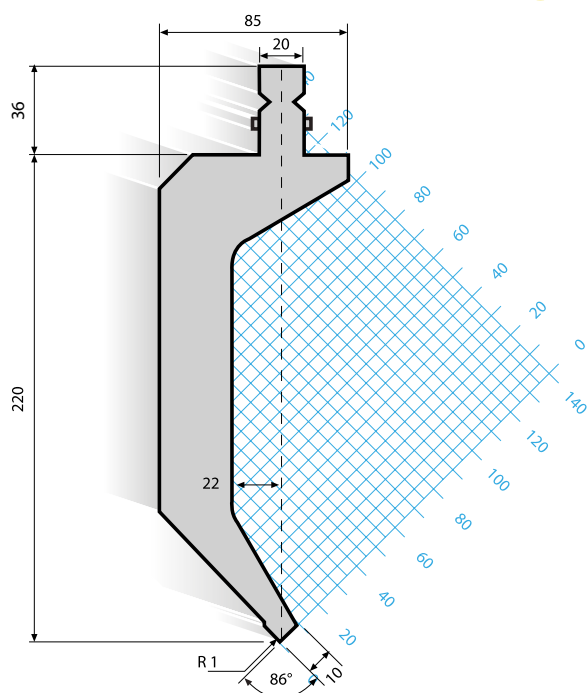
6w

AT SOONEST

24h

1313 / T / 86° / R1

SOLID 100 T/m ★★



NOW

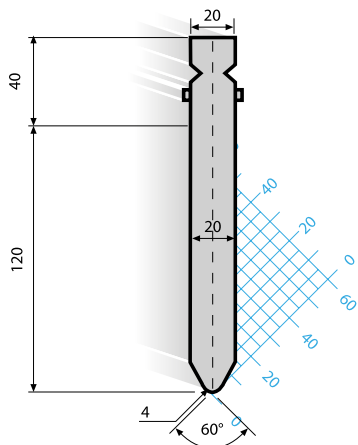
6w

AT SOONEST

24h

1315 / T / 60° / R4

SOLID 130 T/m ★★



NOW

6w

AT SOONEST

24h

1316 / T / 60° / R4

SOLID 130 T/m

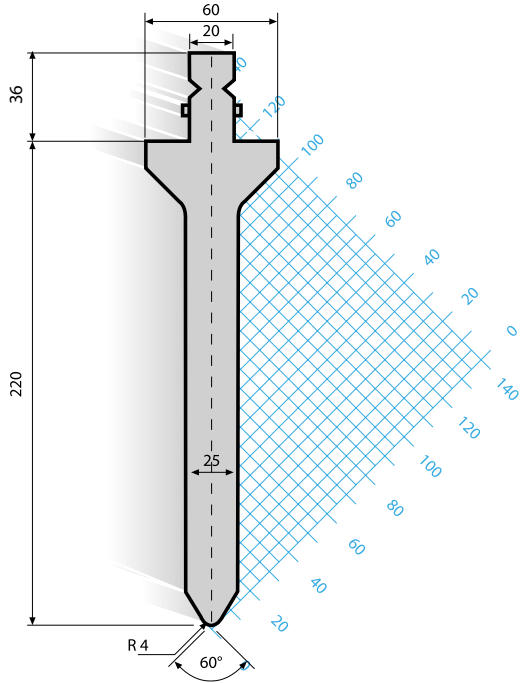


NOW

6w

AT SOONEST

24H



1317 / T / 26° / R1

SOLID 100 T/m

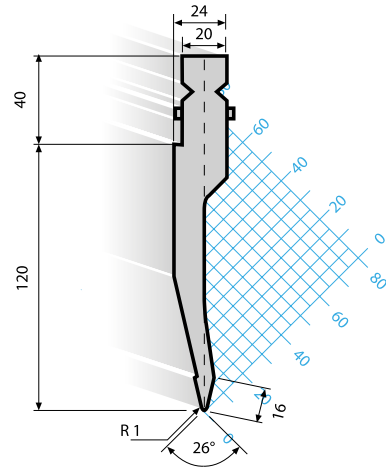


NOW

6w

AT SOONEST

24H



1318 / T / 26° / R1

SOLID 100 T/m

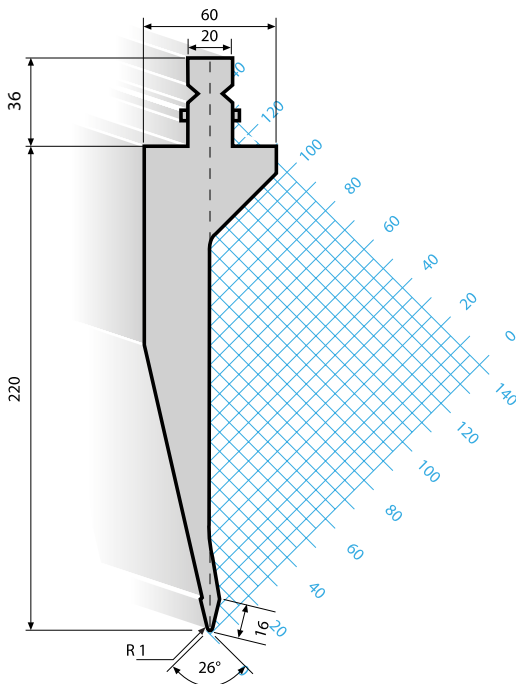


NOW

6w

AT SOONEST

24H



1333 / T / 28° / R0.6

B= 8 mm

B= 10 mm

B= 12 mm

SOLID 70 T/m

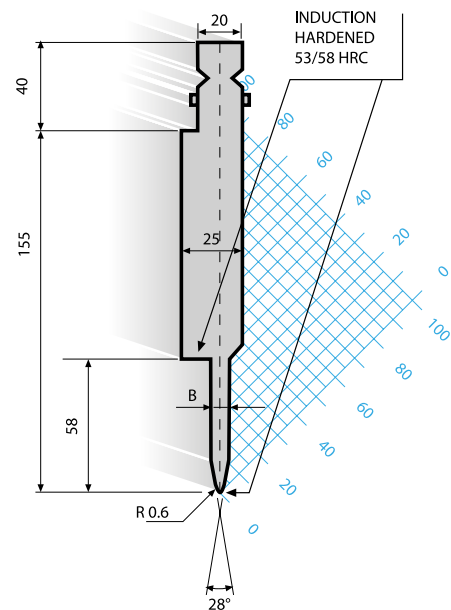


NOW

6w

AT SOONEST

24H



1410 / W / 28° / R1

SOLID 100 T/m

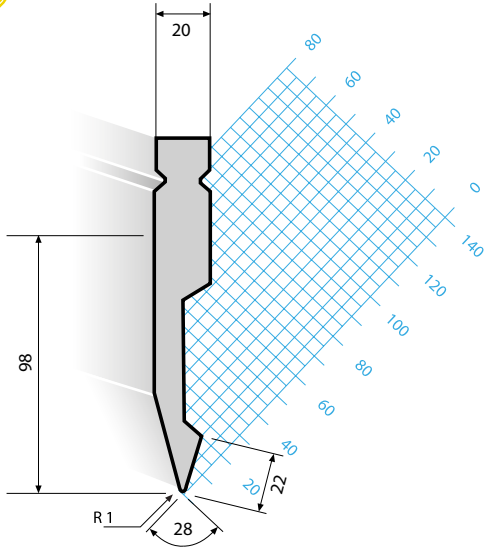


NOW

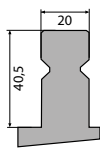
6w

AT SOONEST

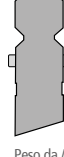
24h



**Attacco/
Fitting**



**Safety Pin
(Standard)**



Peso da /
Weight from: 12.5 kg
Fino a / Up to: 25/150 kg

**Safety Click
(Su richiesta / Upon request)**



Peso fino a /
Weight up to: 12.5 Kg

1411 / W / 60° / R3

SOLID 100 T/m

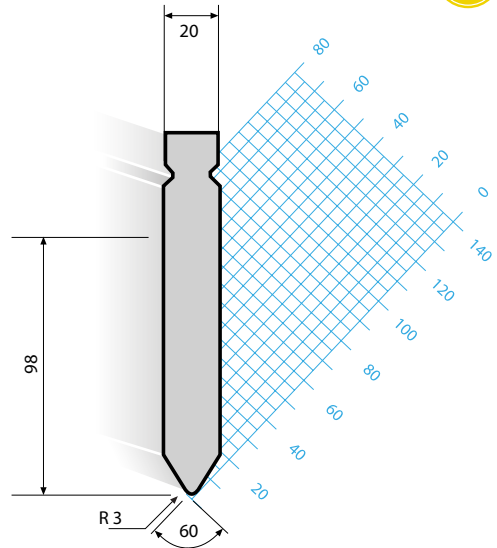


NOW

6w

AT SOONEST

24h



1412 / W / 80° / R1

SOLID 100 T/m

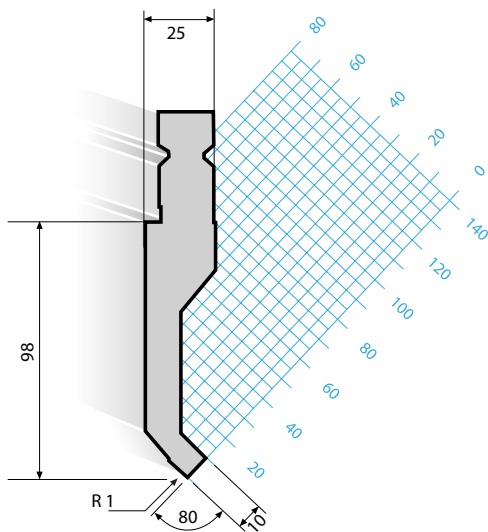


NOW

6w

AT SOONEST

24h



1413 / W / 86° / R1

SOLID 65 T/m

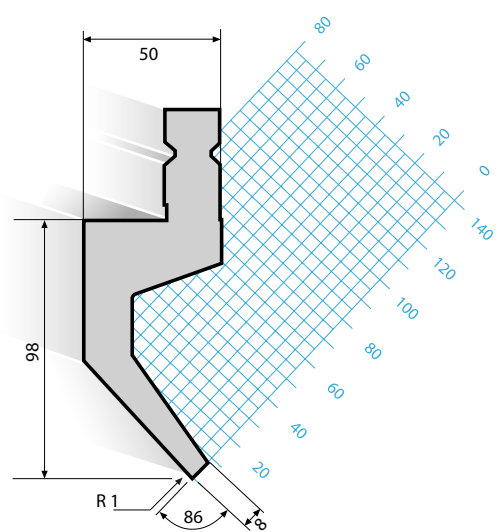


NOW

6w

AT SOONEST

24h



1414 / W / 28° / R1

SOLID 100 T/m

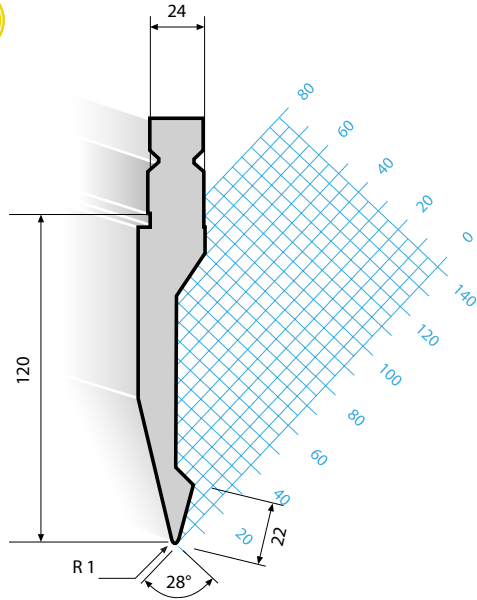


NOW

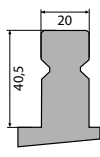
6w

AT SOONEST

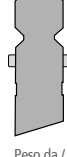
24h



**Attacco/
Fitting**



**Safety Pin
(Standard)**



Peso da /
Weight from: 12.5 kg
Fino a / Up to: 25/150 kg

**Safety Click
(Su richiesta / Upon request)**



Peso fino a /
Weight up to: 12.5 Kg

1415 / W / 60° / R3

SOLID 160 T/m

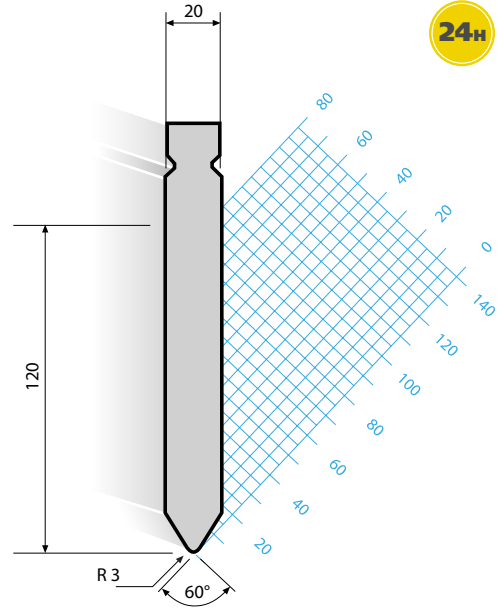


NOW

6w

AT SOONEST

24h



1416 / W / 80° / R1

SOLID 100 T/m

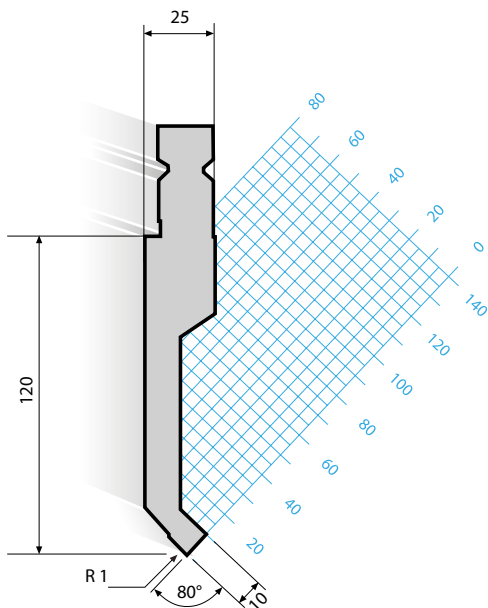


NOW

6w

AT SOONEST

24h



1417 / W / 86° / R1

SOLID 65 T/m

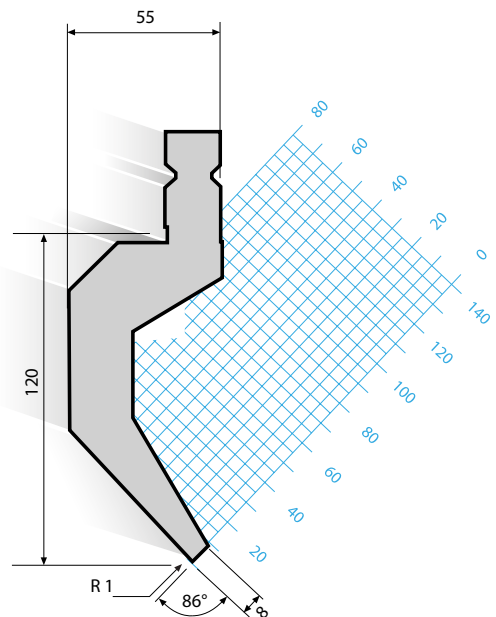


NOW

6w

AT SOONEST

24h



1418 / W / 90° / R0.6

SOLID 60 T/m

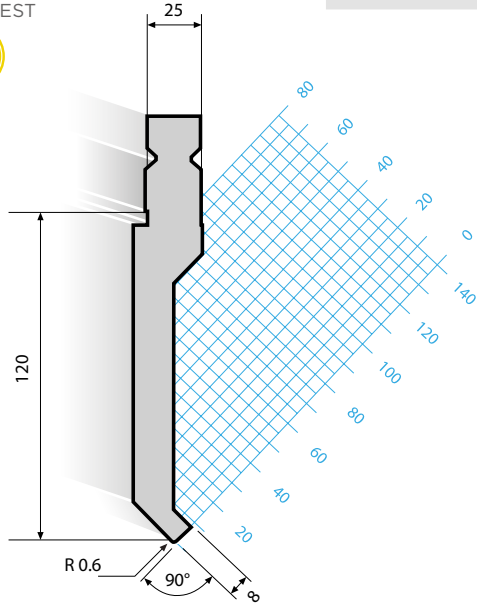


NOW

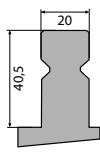
6w

AT SOONEST

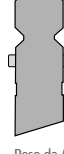
24h



**Attacco/
Fitting**



**Safety Pin
(Standard)**



Peso da /
Weight from: 12.5 kg
Fino a / Up to: 25/150 kg

**Safety Click
(Su richiesta / Upon request)**



Peso fino a /
Weight up to: 12.5 Kg

1419 / W / 90° / R1.2

SOLID 100 T/m

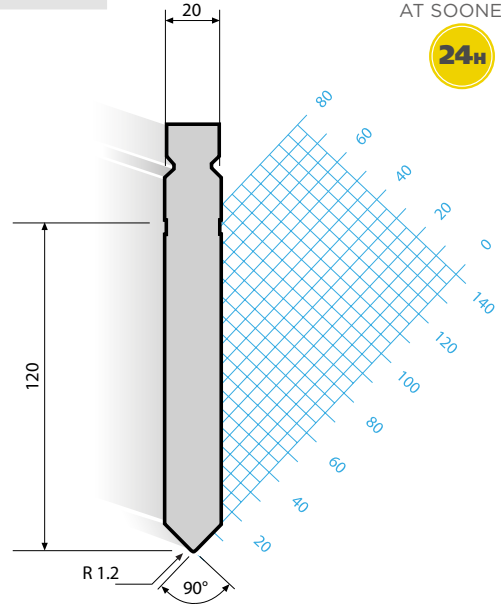


NOW

6w

AT SOONEST

24h



1420 / W / 28° / R1

SOLID 70 T/m

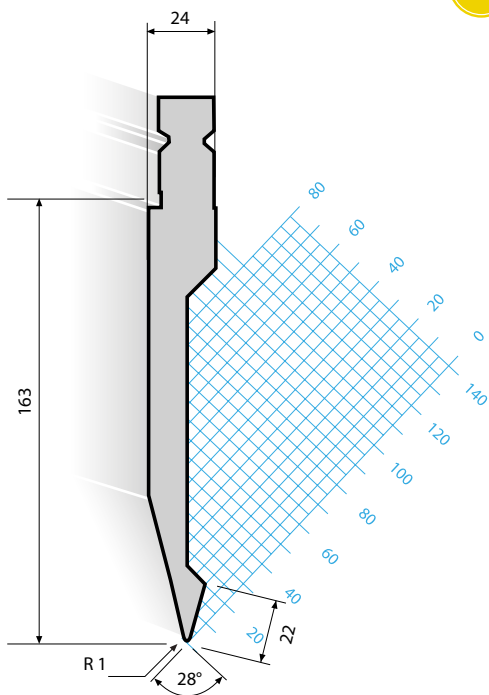


NOW

6w

AT SOONEST

24h



1421 / W / 28° / R3

SOLID 100 T/m

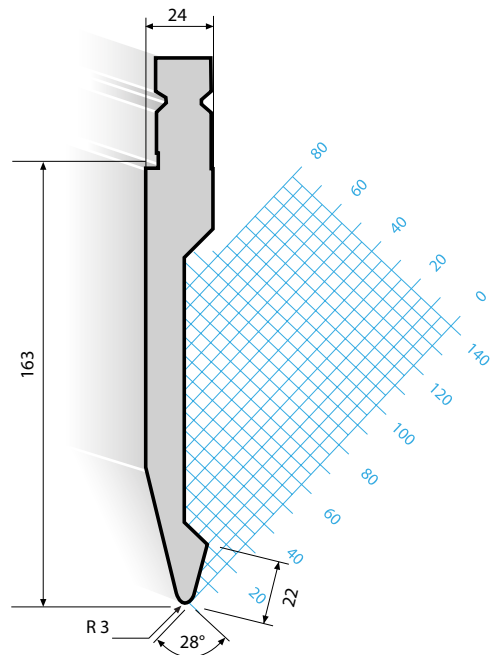


NOW

6w

AT SOONEST

24h



1422 / W / 28° / R3

SOLID 160 T/m

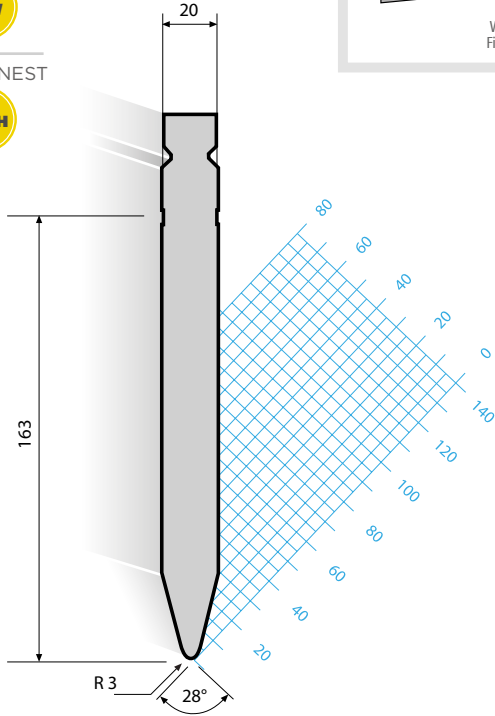


NOW

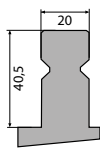
6w

AT SOONEST

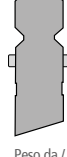
24h



**Attacco/
Fitting**



**Safety Pin
(Standard)**



Peso da /
Weight from: 12.5 kg
Fino a / Up to: 25/150 kg

**Safety Click
(Su richiesta / Upon request)**



Peso fino a /
Weight up to: 12.5 Kg

1423 / W / 60° / R3

SOLID 160 T/m

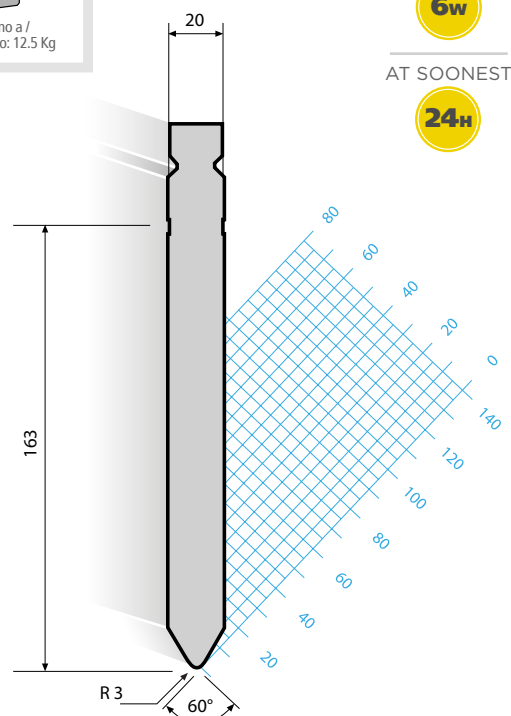


NOW

6w

AT SOONEST

24h



1424 / W / 60° / R6

SOLID 160 T/m

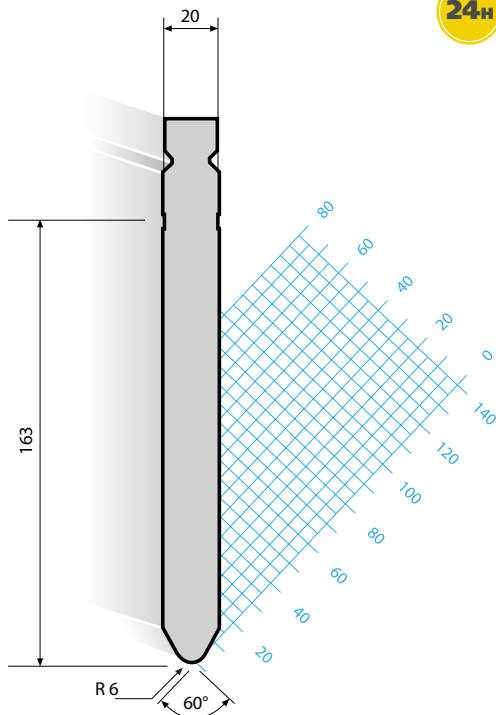


NOW

6w

AT SOONEST

24h



1425 / W / 60° / R12.5

SOLID 225 T/m

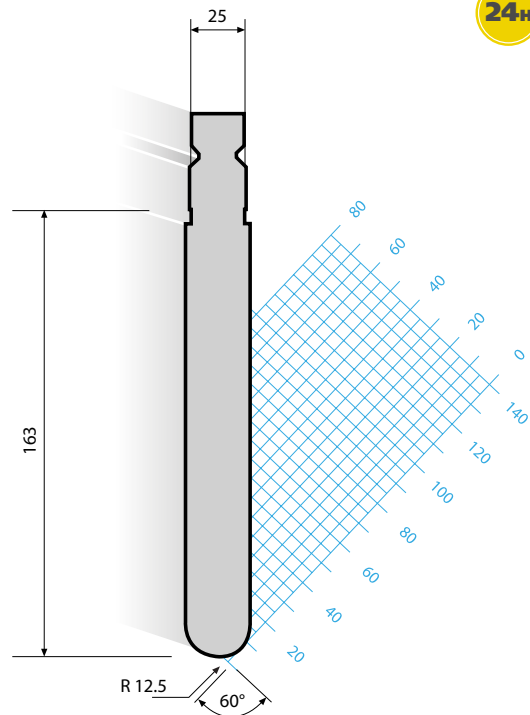


NOW

6w

AT SOONEST

24h



1426 / W / 45° / R1

SOLID 40 T/m

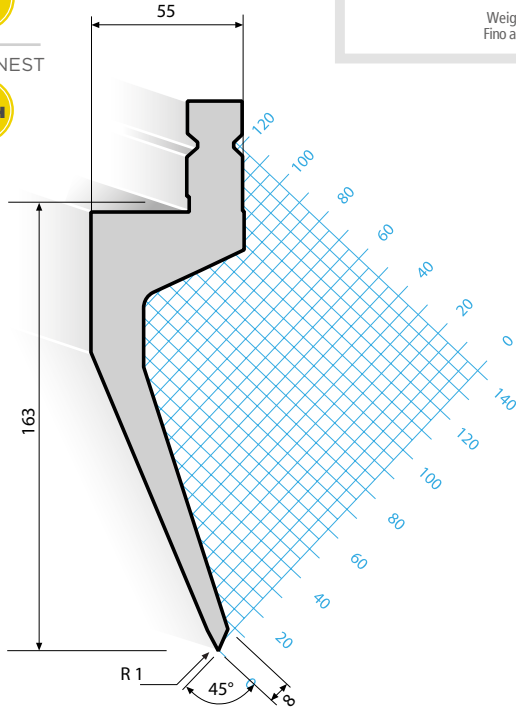


NOW

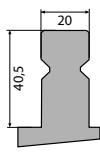
6w

AT SOONEST

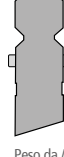
24h



**Attacco/
Fitting**



**Safety Pin
(Standard)**



Peso da /
Weight from: 12.5 kg
Fino a / Up to: 25/150 kg

**Safety Click
(Su richiesta / Upon request)**



Peso fino a /
Weight up to: 12.5 Kg

1427 / W / 80° / R1

SOLID 80 T/m

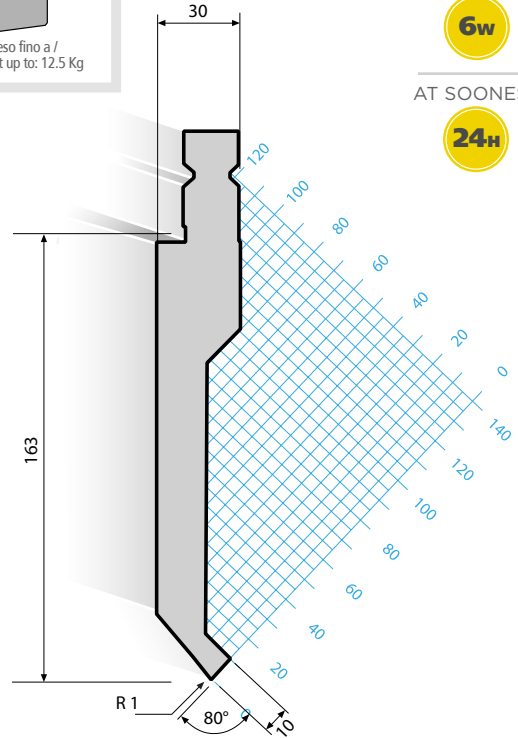


NOW

6w

AT SOONEST

24h



1428 / W / 80° / R3

SOLID 140 T/m

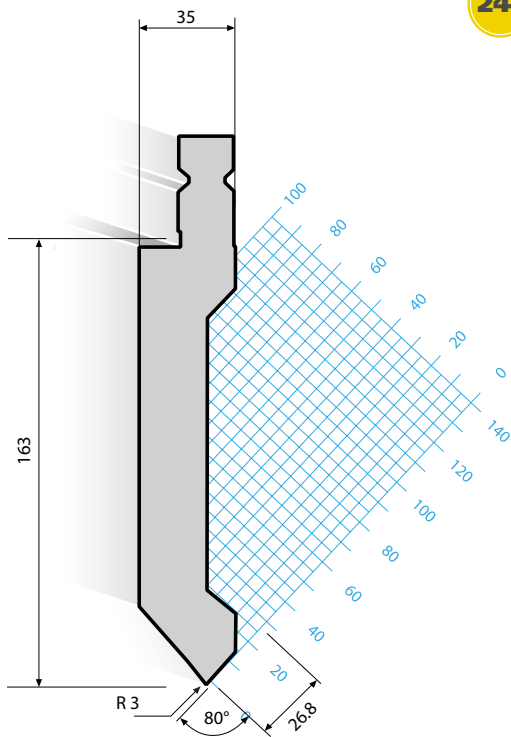


NOW

6w

AT SOONEST

24h



1429 / W / 80° / R3

SOLID 90 T/m

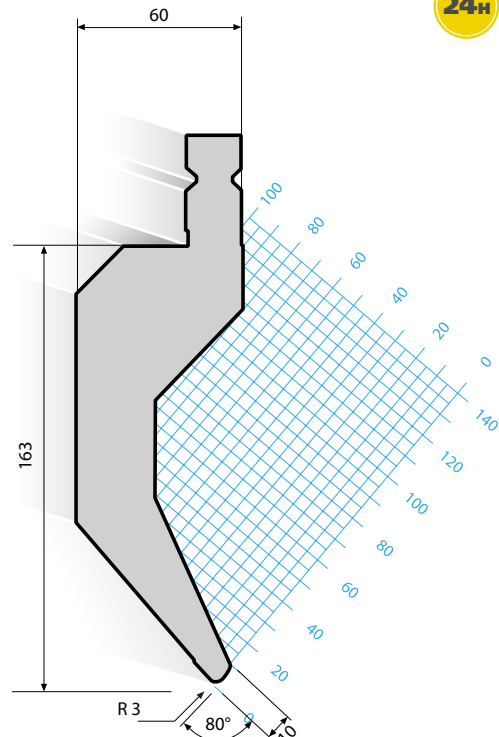


NOW

6w

AT SOONEST

24h



1430 / W / 80° / R6
SOLID 130 T/m ★★

NOW **6w**
AT SOONEST **24h**

Attacco/
Fitting

Safety Pin
(Standard)

Safety Click
(Su richiesta / Upon request)

Peso da /
Weight from: 12.5 kg
Fino a / Up to: 25/150 kg

Peso fino a /
Weight up to: 12.5 Kg

1431 / W / 86° / R0.6
SOLID 45 T/m ★★

NOW **6w**
AT SOONEST **24h**

1432 / W / 86° / R1
SOLID 65 T/m ★★

NOW **6w**
AT SOONEST **24h**

1433 / W / 28° / R1
SOLID 60 T/m ★★

NOW **6w**
AT SOONEST **24h**

1434 / W / 28° / R3

SOLID 100 T/m

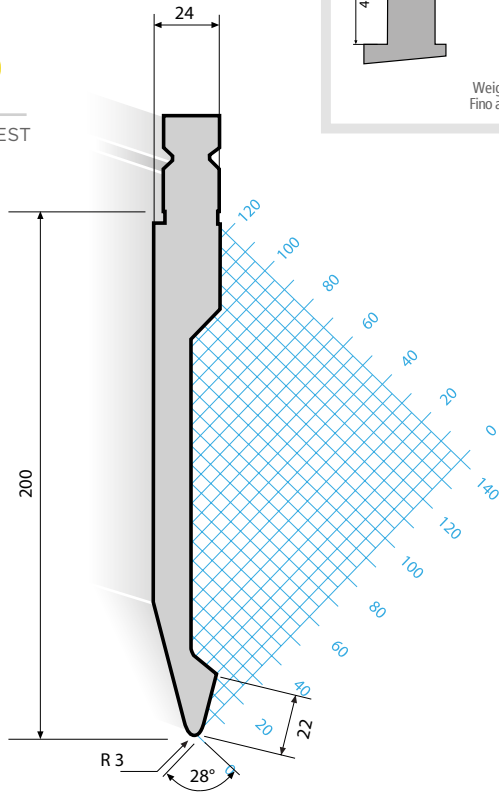


NOW

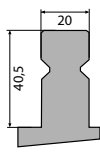
6w

AT SOONEST

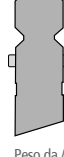
24h



**Attacco/
Fitting**



**Safety Pin
(Standard)**



Peso da /
Weight from: 12.5 kg
Fino a / Up to: 25/150 kg

**Safety Click
(Su richiesta / Upon request)**



Peso fino a /
Weight up to: 12.5 Kg

1435 / W / 60° / R3

SOLID 160 T/m

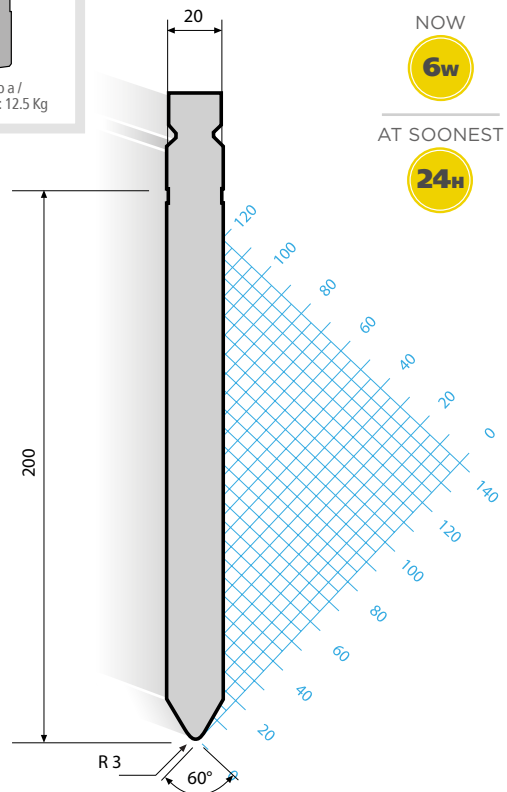


NOW

6w

AT SOONEST

24h



1436 / W / 60° / R6

SOLID 160 T/m

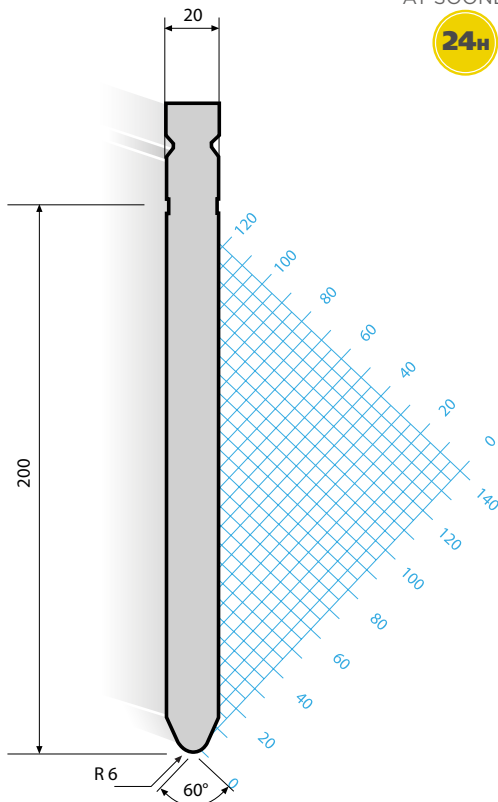


NOW

6w

AT SOONEST

24h



1437 / W / 60° / R12.5

SOLID 225 T/m

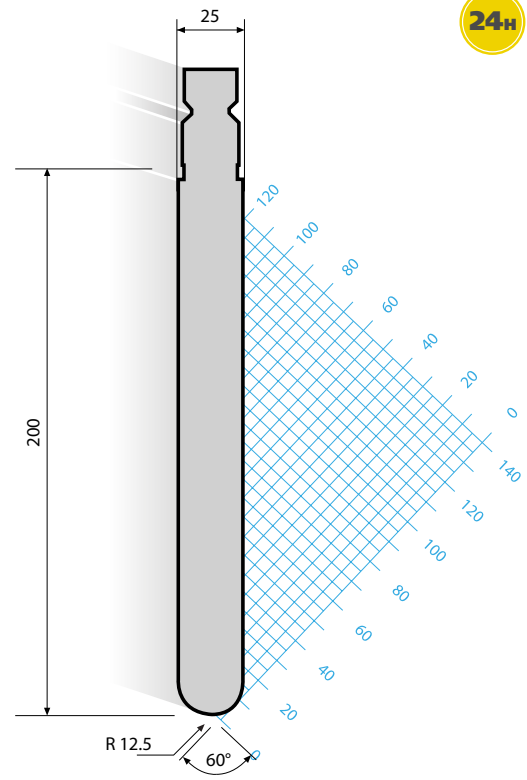


NOW

6w

AT SOONEST

24h



1438 / W / 80° / R1
SOLID 80 T/m ★★

NOW **6w**
AT SOONEST **24h**

Attacco/
Fitting

Safety Pin
(Standard)

Safety Click
(Su richiesta / Upon request)

Peso da /
Weight from: 12.5 kg
Fino a / Up to: 25/150 kg

Peso fino a /
Weight up to: 12.5 Kg

1439 / W / 80° / R3
SOLID 90 T/m ★★

NOW **6w**
AT SOONEST **24h**

1440 / W / 80° / R6
SOLID 130 T/m ★★

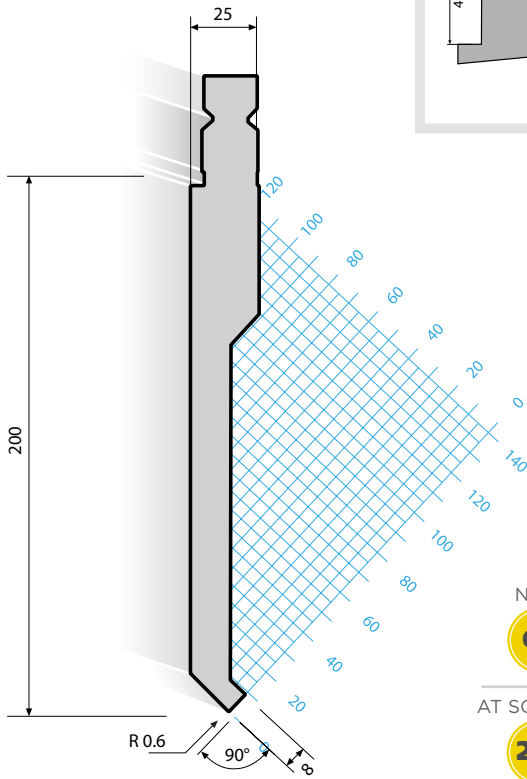
NOW **6w**
AT SOONEST **24h**

1441 / W / 86° / R1
SOLID 50 T/m ★★

NOW **6w**
AT SOONEST **24h**

1442 / W / 90° / R0.6

SOLID 60 T/m ★★



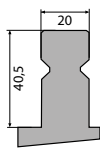
NOW

6w

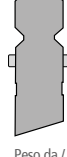
AT SOONEST

24H

**Attacco/
Fitting**



**Safety Pin
(Standard)**



Peso da /
Weight from: 12.5 kg
Fino a / Up to: 25/150 kg

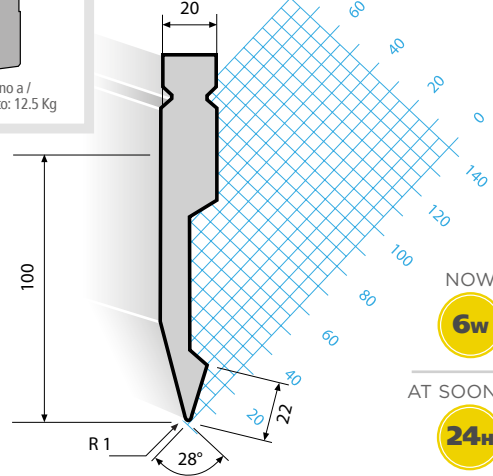
**Safety Click
(Su richiesta / Upon request)**



Peso fino a /
Weight up to: 12.5 Kg

1444 / W / 28° / R1

SOLID 65 T/m ★★



NOW

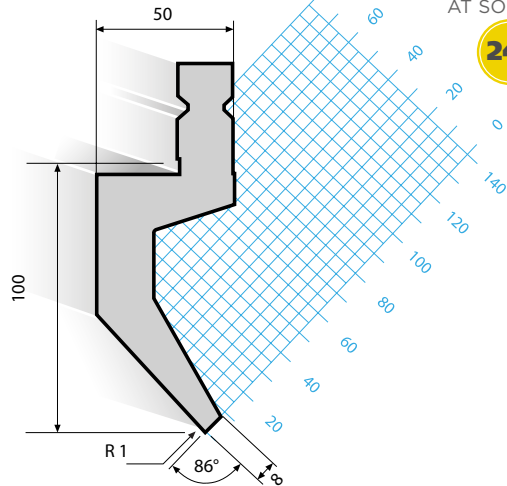
6w

AT SOONEST

24H

1445 / W / 86° / R1

SOLID 60 T/m ★★



NOW

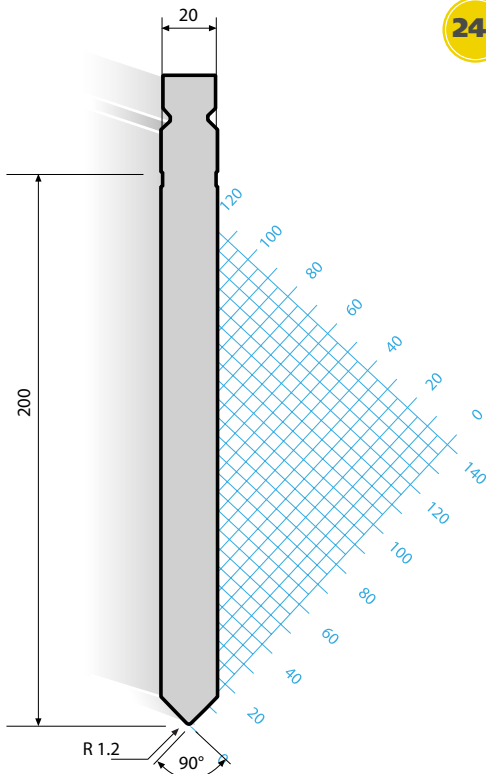
6w

AT SOONEST

24H

1443 / W / 90° / R1.2

SOLID 100 T/m ★★



NOW

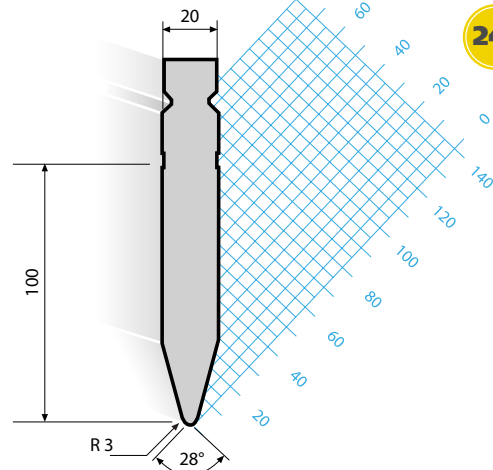
6w

AT SOONEST

24H

1446 / W / 28° / R3

SOLID 100 T/m ★★



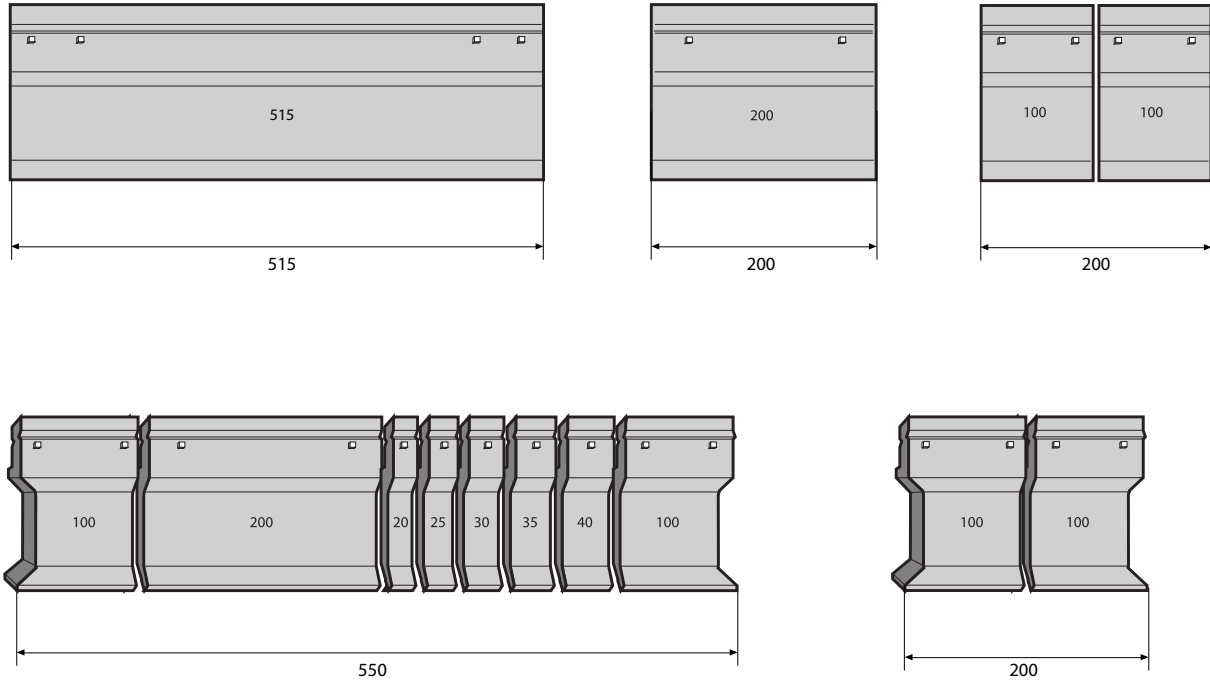
NOW

6w

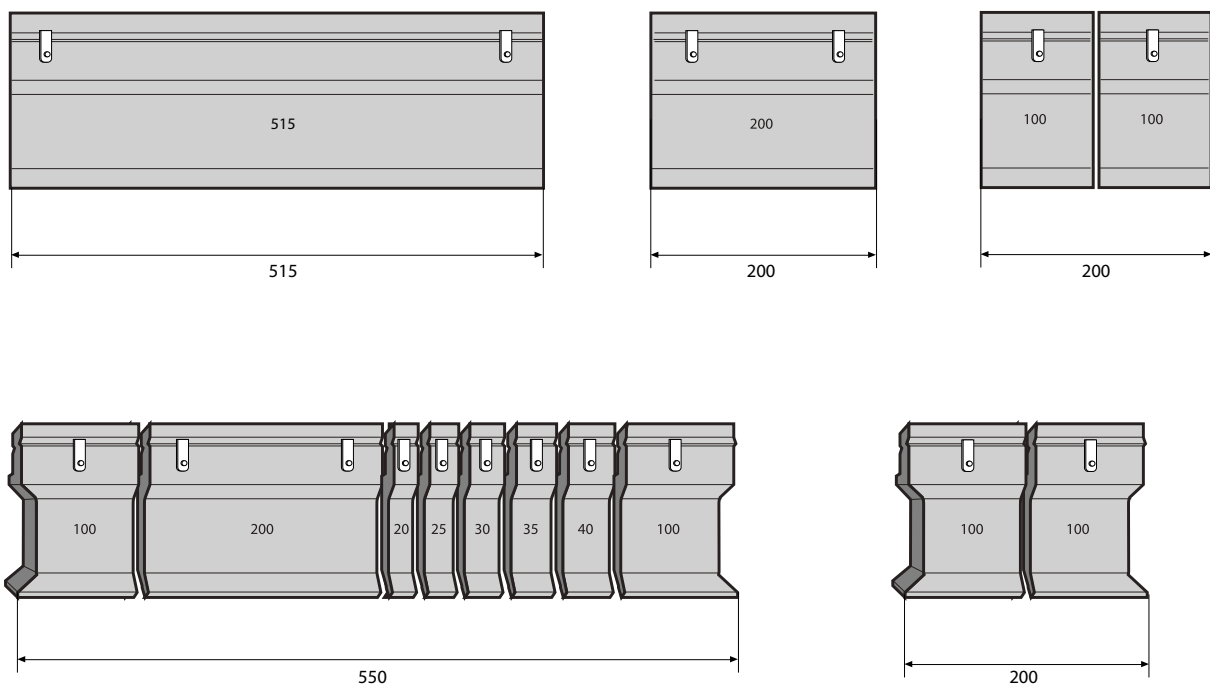
AT SOONEST

24H

Lunghezza e frazionature standard con Safety Pin - Standard length and sectioning with Safety Pin
Standard Länge und Sektionierung mit Safety Pin - Longueur et fractionnement standard avec Safety Pin



Lunghezza e frazionature standard con Safety Click - Standard length and sectioning with Safety Click
Standard Länge und Sektionierung mit Safety Click - Longueur et fractionnement standard avec Safety Click



2300 / T-W / α / V / H

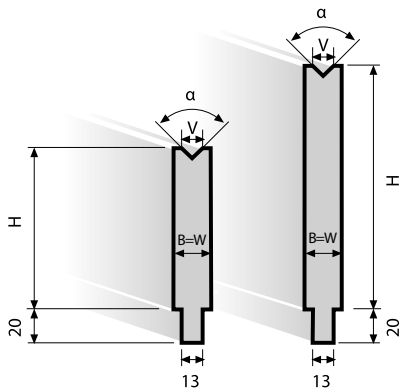
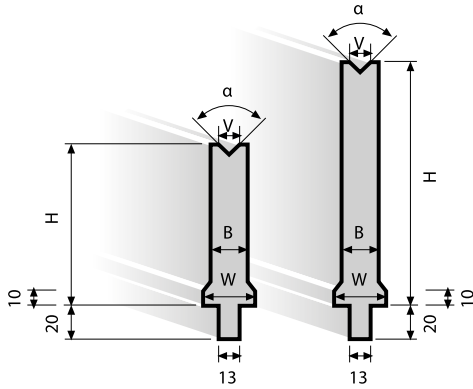


NOW

6w

AT SOONEST

24H



V	α	H (mm)	W (mm)	B (mm)	T / MT
6	30°	55	25	16	80
		100	20	20	40
		100	20	12	17
		150	25	20	40
8	30°	55	25	16	80
		100	20	20	40
		100	20	14	17
		150	25	20	40
10	30°	55	25	20	80
		100	20	20	40
		100	20	16	20
		150	25	20	40
12	30°	55	25	20	80
		100	25	25	40
		100	25	18	20
		150	25	25	40
16	30°	55	30	30	80
		100	30	30	50
		150	30	30	50
20	30°	55	35	35	80
		100	35	35	60
		150	35	35	60
24	30°	55	40	40	80
		100	40	40	65
		150	40	40	65
6	86°	55	25	16	120
		100	20	20	40
		100	20	10	24
		150	25	20	40
8	86°	55	25	16	120
		100	20	20	40
		100	20	12	35
		150	25	20	40
10	86°	55	25	20	120
		100	20	20	50
		100	20	14	38
		150	25	20	50
12	86°	55	25	20	120
		100	25	25	50
		100	25	16	40
		150	25	25	50
16	86°	55	25	25	120
		100	30	30	70
		150	30	30	70
20	86°	55	30	30	120
		100	30	30	70
		150	30	30	70
24	86°	100	35	35	70
		150	35	35	70
30	86°	100	45	45	75
		150	45	45	75
40	86°	100	55	55	120
		150	55	55	120
50	86°	100	75	75	150
		150	75	75	150

2300 / T-W / 80° / V / H

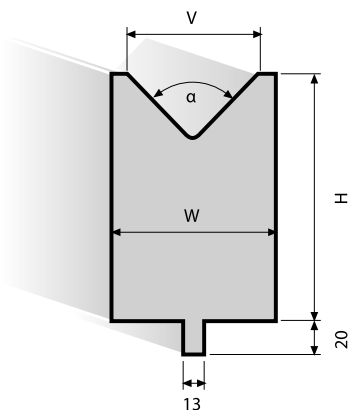


NOW

6w

AT SOONEST

24h



V	α	H (mm)	W (mm)	T / MT
60	80°	100	75	150
70	80°	100	85	150
80	80°	100	100	150
90	80°	120	110	150
100	80°	120	120	150

2300 / T-W

U= 8 mm

U= 10 mm

U= 12 mm

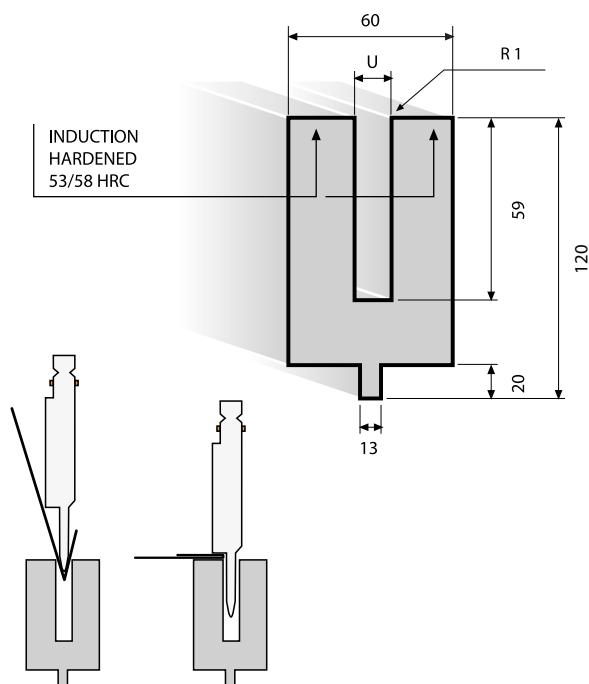


NOW

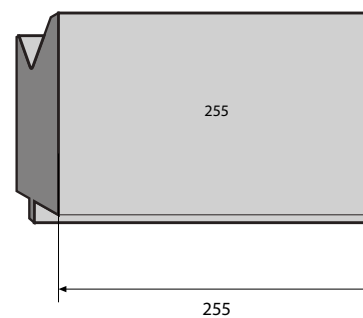
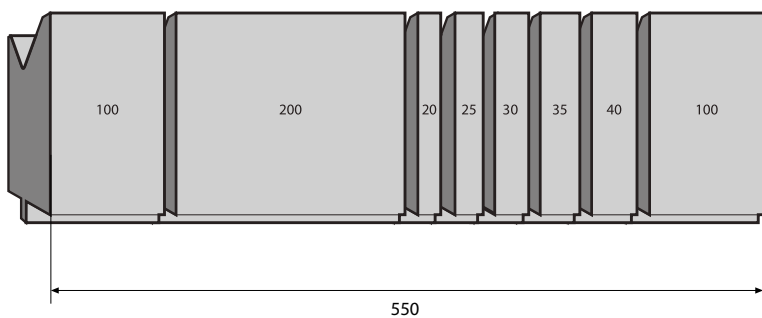
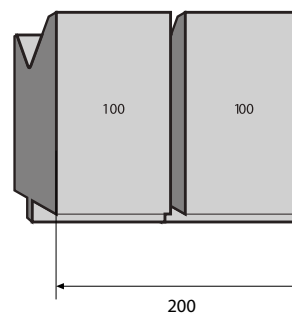
6w

AT SOONEST

24h

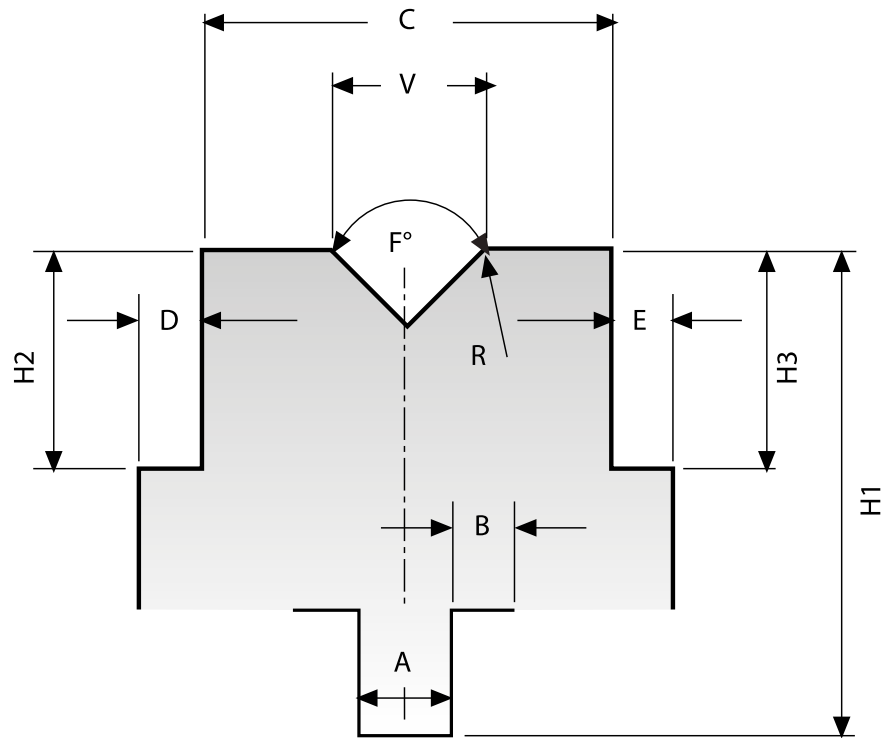


Lunghezza e frazionature standard - Standard Length and sectioning
Standard Länge und Sektionierung - Longueur et fractionnement standard



MATRICI SPECIALI / SPECIAL DIES

6w



Per ogni vostra richiesta di matrici speciali, vogliate indicare:

- Altezza totale H1, h2 e H3;
- Dimensioni A, B, C, D, E e raggio R;
- Numero e disposizione delle cave da eseguire;
- Larghezza delle cave V;
- Gradi delle cave F°;
- Lunghezza e frazionati

For any enquiry on special dies, please state:

- Total height H1, h2 and H3;
- Dimensions A, B, C, D, E e radius R;
- Number and position of grooves;
- Width of grooves V;
- Degrees on grooves F°;
- Length and segmented

Bei Anfrage von Sondermatrizen nennen Sie uns bitte folgende Daten:

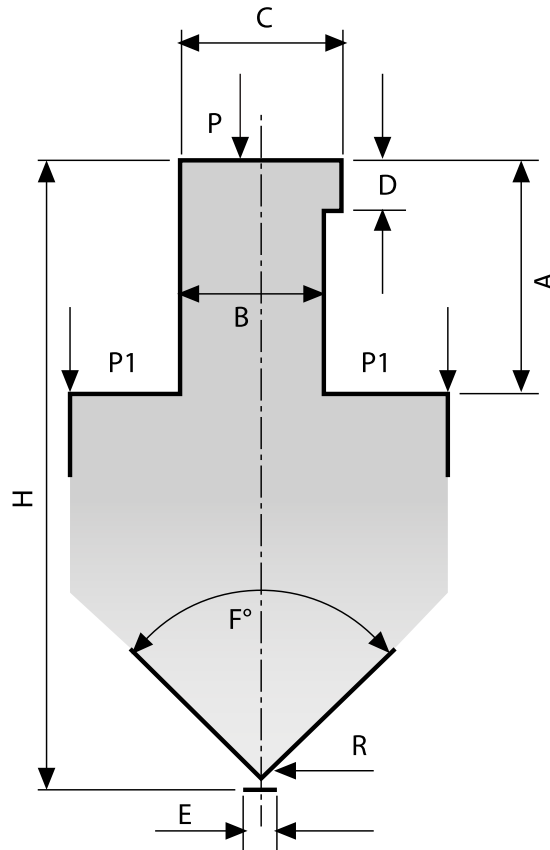
- Gesamte Höhe: H1, h2 und H3;
- Abmessung: A, B, C, D, E und Radius R;
- Anzahl und Position der V-Öffnungen;
- Öffnungsbreite: V;
- Öffnungsmaß: F°;
- Länge und Teilung

Pour exécution particulière, les valeurs suivantes sont nécessaires:

- Hauteur totale H1, h2 et H3;
- Dimensions A, B, C, D, E et rayon R;
- Nombre et position des "v";
- Grandeur du/des V;
- Angle du/des "v" F°;
- Longueur et fractionnement

PUNZONI SPECIALI / SPECIAL PUNCHES

6w



Per ogni vostra richiesta di punzoni speciali, vogliate indicare:

- Altezza totale H;
- Misure dell'attacco A, B, C, D;
- Gradi della punta F° ;
- Misura del piano in punta E, oppure del raggio R;
- Se la pressa spinge in P o in P1;
- Lunghezza e frazionati

For any enquiry on special tools, please state:

- Total height H;
- Dimensions of tongue A, B, C, D;
- Degrees of the nose F° ;
- Measure of flat on E or radius R;
- Whether the press-brake presses on P or P1;
- Length and segmented

Bei Anfrage von Sonderstempeln nennen Sie uns bitte folgende Daten:

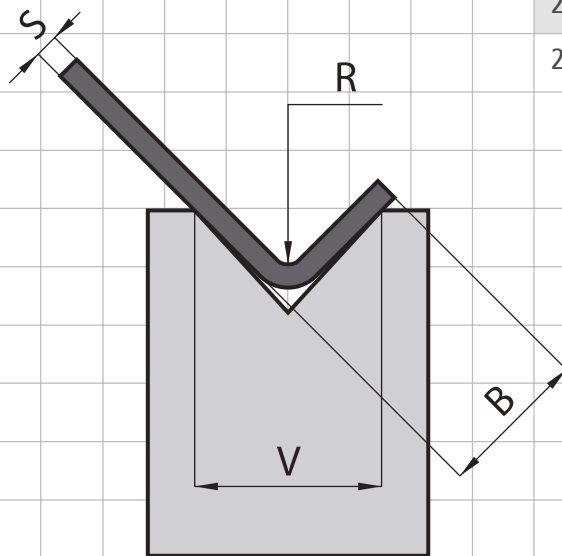
- Gesamte Höhe: H;
- Abmessungen: A, B, C, D;
- Winkel an der Spitze F° ;
- Fase E oder Radius R;
- Biegekraft auf P oder P1;
- Länge und Teilung

Pour exécution particulière, les valeurs suivantes sont nécessaires:

- Hauteur totale H;
- Dimensions de la fixation A, B, C, D;
- Angle de la pointe F° ;
- Plat E ou rayon R de la pointe;
- Force de pliage en P ou P1;
- Longueur et fractionnement

TABELLA DI PIEGATURA - BENDING TABLE ABKANTTABELLE - ABAQUE DE PLIAGE

V	R	B	S	0.5	0.8	1	1.2	1.5	1.8	2	2.5	3	4	5	6	8	10	12	15	20	25	
4	0.7	2.6		4	10.5																	
6	1	4		3.5	6	10	13															
8	1.5	5.2		2	5.5	8	11.5	18														
10	1.7	6.5			4.1	6.5	9.5	14.5	21	26												
12	2	7.8				5.5	8	12	17.5	21.5	33.5											
16	2.7	10.4					6	9	13	16	25	36										
20	3.4	13						7.5	10.5	13	20	29	52									
25	4.2	16							8.5	10.5	16	23	41	64								
30	5	20									14	19	34	54	77							
35	6	23										17	30	46	66							
40	7	26										15	26	40	58	103						
45	7.5	29											23	36	52	91						
50	8.5	32											21	32	46	82	128					
55	9	36												30	42	75	117					
60	10	39												27	39	69	107					
65	10.8	42												25	36	63	99	142				
70	11.7	45													33	59	92	132				
75	12.5	49													31	55	86	123				
80	13.5	52													29	52	80	116	180			
85	14	55														49	76	109	170			
90	15	58														46	71	103	160			
100	17	65														41	64	93	144	256		
110	18.5	71															59	84	131	233		
120	20	78															54	77	120	213	333	
140	24	91																66	103	183	286	
170	29	110																	55	85	151	235



V = (mm)
R = (mm)
B = (mm)
S = (mm)
F = (KN/m)

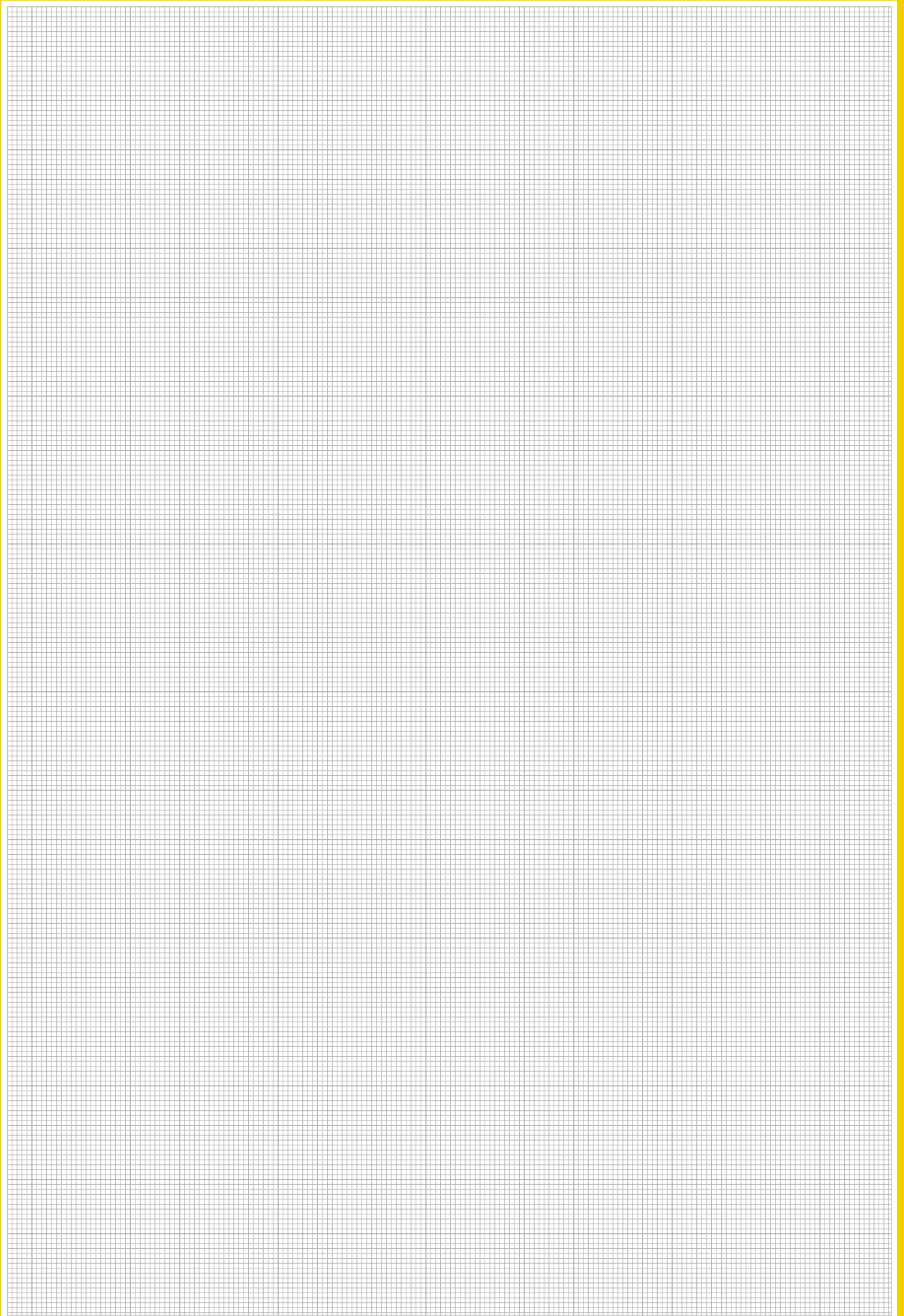
Forza di piegatura al metro per materiale con resistenza di 400 N/mm². Per resistenza di 800 N/mm²(Inox) moltiplicare la forza per 2.

Bending force per meter for material tensile strenght of 400 N/mm². For tensile strenght of 800 N/mm²(Inox) multiply the bending force by 2.


Biegekraft pro Meter für eine Materialfestigkeit von 400 N/mm². Für eine Festigkeit von 800 N/mm²(Inox), bitte die Biegekraft verdoppeln.

Force de pliage par mètre pour une matière ayant une résistance de 400 N/mm². Pour une résistance de 800 N/mm²(Inox) multiplier la force par 2.

Notes



Notes



SAFETY WARNING

ATTENZIONE! Gli utensili per presse piegatrici esposti in questo catalogo dovranno essere rigorosamente utilizzati secondo le norme di sicurezza in vigore in Europa o nei Paesi d'esportazione e di utilizzazione.

Questi utensili non dovranno essere utilizzati su macchine prive di sistema di sicurezza atto a prevenire l'introduzione delle mani o di altra parte del corpo nello spazio aperto tra un utensile e l'altro.

L'utilizzatore di tali utensili è responsabile del funzionamento e del rispetto delle norme di sicurezza atte a prevenire possibili incidenti.

SAFETY WARNING! The press brake tools shown in this catalogue should be used in strict compliance with all European safety standards.

Press brake tools are never intended to be used in equipment without a means provided for preventing any and all body parts from entering or remaining in the die space at any time.

It is the user's responsibility to make certain that point of operation protection is effective and that all applicable safety requirements are met.

SICHERHEITSHINWEIS! Die in diesem Katalog gezeigten Abkantwerkzeuge dürfen nur entsprechend den gültigen Sicherheitsbestimmungen im Land des Anwenders eingesetzt werden.

Abkantwerkzeuge dürfen nur in Maschinen eingesetzt werden, die Schutzvorrichtungen aufweisen, die den Körper oder Körperteile vor Quetschungen und Scherungen zu jedem Zeitpunkt wirksam schützen.

Die Verantwortung dafür liegt beim Anwender, der sicher stellen muss, dass alle notwendigen Sicherheitssysteme an der Maschine angebaut und funktionstüchtig sind.

MISE EN GARDE DE SECURITE! Les outils de pliage figurant dans ce catalogue doivent être utilisés strictement selon les lois de sécurité en vigueur localement et dans les pays d'utilisation.

Ces outils ne doivent pas être utilisés dans des machines qui ne possèdent pas de sécurité afin de protéger l'utilisateur contre la possibilité que ses mains ou autres parties de son corps puissent se trouver entre les outils.

L'utilisateur est responsable du fonctionnement de la surveillance de sécurité des points d'outils et autres sécurités sur la machine.



EURAM si riserva il diritto di modificare od annullare in qualsiasi momento specifiche di produzione, materiali o prezzi senza preavviso o particolari obblighi.

EURAM reserves the right to discontinue or change at any time specifications, materials, or prices without prior notice or obligation.

EURAM behält sich jederzeit vor, ohne Verpflichtung und Vorankündigung Änderungen der Spezifikationen, Materialien und Preise der Abkantwerkzeuge vorzunehmen.

EURAM se réserve à tout moment le droit, sans notice préalable ou obligation, d'arrêter ou de changer la spécification, la matière ou les prix.

**EURAM ha distributori nei seguenti Paesi:
EURAM Distributors in the following Countries:**

Europe

**AUSTRIA, BELGIUM, BULGARIA, CROATIA, CZECH REPUBLIC, DENMARK, ESTONIA, FINLAND, FRANCE,
GERMANY, HUNGARY, ICELAND, IRELAND, ITALY, LATVIA, NETHERLANDS, NORWAY, POLAND,
PORTUGAL, ROMANIA, RUSSIA, SERBIA, SLOVENJA, SPAIN, SWEDEN, SWITZERLAND, UKRAINA,
UNITED KINGDOM**

Africa

ALGERIA, KENYA, MOROCCO, NIGERIA, SOUTH AFRICA, TUNISIA

Middle-East

IRAN, SAUDI ARABIA, TURKEY, UNITED ARAB EMIRATES

Asia

INDIA, THAILAND

North America

CANADA, MEXICO, UNITED STATES OF AMERICA

South America

ARGENTINA, CHILE, COLOMBIA, ECUADOR

Oceania

AUSTRALIA, NEW ZEALAND

E U R A M


Vertrauen Sie auf über 70 Jahre Erfahrung!

Die Firma HESSE+CO wurde 1947 als Hersteller von Blechbearbeitungsmaschinen gegründet. Seit 1980 sind wir auf den Handel mit neuen sowie gebrauchten Blechbearbeitungs- und Werkzeugmaschinen spezialisiert. Wir haben ständig etwa 300 Maschinen in unserer 2.000 m² großen Ausstellungshalle, die nur 20 Minuten vom internationalen Flughafen Wien entfernt ist.

Trust in more than 70 years of experience!

HESSE+CO was established in 1947 as a manufacturer of sheet metal working machines. Since 1980 we are specialized in dealing with new and second hand sheet metal processing machines and machine tools. We always have approximately 300 machines available in our 2.000 m² showroom, which is located only 20 minutes from the Vienna International Airport, waiting for your inspection.

www.hesse-maschinen.com



Öffnungszeiten:

Mo - Do 8:00 - 16:30 Uhr
Fr 8:00 - 14:30 Uhr

HESSE+CO Maschinenfabrik GmbH
Industrienzentrum NÖ-Süd
Straße 4 - Objekt 8
A-2351 Wiener Neudorf
AUSTRIA

hesse **hesse+co**
blechpower
maschinen und werkzeuge

Technische Änderungen, Irrtum und Druckfehler vorbehalten.
Gültig bis auf Widerruf.

Tel.: +43/2236/638 70-0
Fax: +43/2236/636 62
office@hesse-maschinen.com
www.hesse-maschinen.com
www.blechpower.com