


CHEVALIER®

Grinding / Turning / Milling



FSG • SP Series

High Precision Surface Grinder

612SP • 618SP • 818SP
FSG-618M • 2A618
FSG-2A818 • 3A818
FSG-2A1224 • 3A1224

ACCUGRIND-612 • 618 • 818 SP

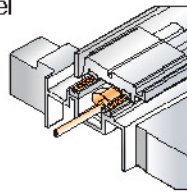
Super Precision Surface and Form Grinder

Machine Features

- Table traverses on linear ball bearings and D2 (SKD11) hardened and ground guideways.
- Reinforced ribbed column with hardened and ground guideway system.
- Elevating and crossfeed leadscrews are hardened and ground.
- Saddle travels on Turcite-B coated and hand-scraped double-V guideways.
- Vertical handwheel at waist level.
- 0.001mm (0.000050") vertical micro-feed device.
- Permanently lubricated and sealed cartridge-type spindle uses two pairs of Class 7(P4) angular contact ball bearings.
- 2HP dynamically balanced spindle motor.
- Automatic lubrication system.
- Main structure made of high quality cast iron.
- A mirror surface can be accomplished on these machines accurately and efficiently due to machine construction features and the specially designed V3 grade spindle motor that provide excellent rigidity and stability.

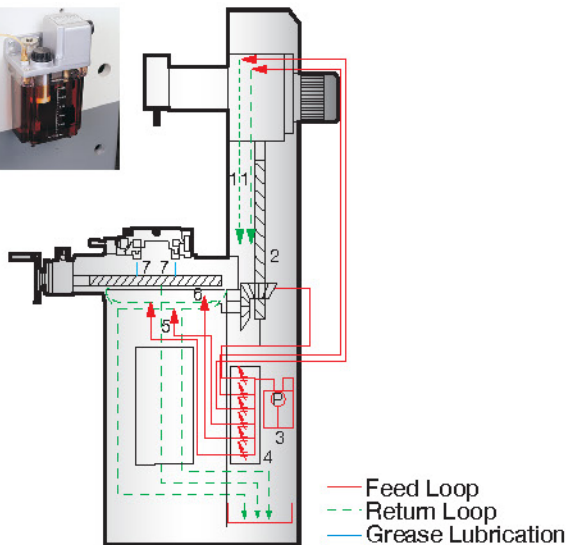
Table Guideways

Table is driven by steel wire and traverses on hardened and ground guideways with steel ball bearings which have been accurately sieved. This provides smooth, accurate, and efficient table movement.



Automatic Lubrication


The lubrication system provides lube oil to saddle, column ways, crossfeed and elevating leadscrews. This system minimizes the wear due to negligent operation, ensuring the machine accuracy and extending the life of machine. (3cc / 30 min).



1. Column slideways
2. Elevating leadscrew
3. Lubricator
4. Oil Distributor
5. Machine base Double-V slideways
6. Crossfeed leadscrew
7. Table guideways with ball bearings are lubricated by grease.

Durable Slideways

Machine-base slideways are laminated with Turcite-B and precisely hand-scraped, low-friction slideways incorporated with an automatic intermittent lubrication system to ensure high accuracy and longer life of slideways.



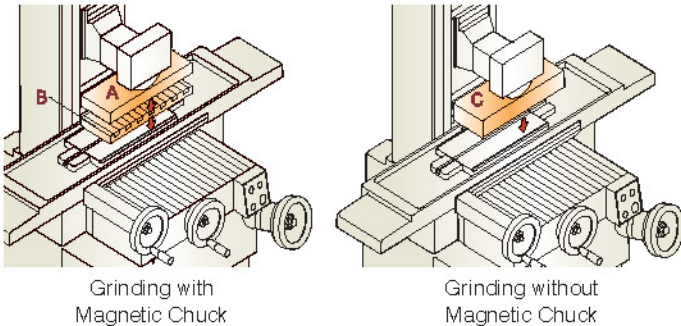
818SP

Note: Machine shown with optional accessories

ACCUGRIND-612 • 618 • 818 SP

Super Precision Surface and Form Grinder

Permissible Load of Machine




The total suggested maximum workloads of table are shown as follows:

MODEL	Kg (lbs.)		
	612SP	618SP	818SP
A	130 (286)	180 (396)	215 (474)
B	20 (44)	30 (66)	35 (77)
C	150 (330)	210 (462)	250 (551)

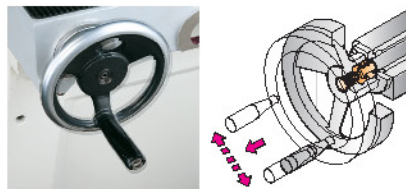
High Precision Cartridge Type Spindle

Spindle is supported by four pieces of Class 7 (P4) super-precision angular-contact ball bearing. The bearings are accurately measured, selected and preloaded and assembled to ensure superior water resistance, longevity grinding accuracy and surface finish. The labyrinth seal type structure is designed to offer better water-resistance enhancing longevity of the spindle bearings.



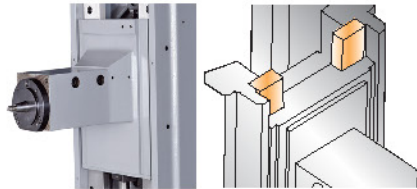
Indexing Table Handwheel

The table handwheel can be indexed to a comfortable position to enhance the ease of table traverse.




Wheelhead and Column

The column casting is cross-ribbed for extra rigidity. The elevating guideways of wheelhead and column are hardened and ground. The sliding surfaces of the wheelhead are laminated with Turcite-B, providing accuracy of downfeed and machine longevity.



Elevating Micro-Feed Device

The micro-feed device utilizes a worm and worm gear for vertical feeds in increments of 1µm (0.000050"). The micro-feed device is engaged by turning the lever clockwise, which also locks the handwheel to prevent any danger caused by accidentally touching the handwheel. Operation of the handwheel can be resumed by turning the lever counter-clockwise.



Typical Accuracy


Parallelism of upper and lower sides of the workpiece within 0.002mm (0.0001") Conditions:

- Material: SAE1045 (S45C), HRC45
- Workpiece Size: Ø25.4 x 25.4mm (1" x 1")
- Grinding Wheel: 38A46H (or equivalent)
- Dressing Speed: 60~360 mm/min. (0.04~0.24inch/sec.)
- Specification of Dressing Diamond: 0.5~1.0 carat
- Dressing Depth: 0.003~0.006mm (0.0001"~0.0002")
- Table Speed: 10~20 m/min (33~66 fpm)
- Grinding Depth per Stroke: 0.001~0.005mm (0.000050"~0.0002")
- Room Temperature: 20~25°C (68~77°F)
- Grinding Wheel Size: Ø203 x 12.7 x Ø31.75mm (Ø8" x 1/2" x Ø1 1/4")



Surface finish better than (or equal to) Rmax 0.3S (3 micro inch AA) Conditions:

- Material: D2 (SKD11), HRC60
- Workpiece Size: 100 x 100mm (3.93" x 3.93")
- Grinding Wheel: ELBE 89A60-2111V26 (or equivalent)
- Dressing Speed: 60~360 mm/min. (0.04~0.24inch/sec.)
- Specification Of Dressing Diamond: 0.5~1.0 carat
- Dressing Depth: 0.01mm (0.0004")
- Table Speed: 10~20 m/min (33~65fpm)
- Grinding Depth Per Stroke: 0.001mm (0.000050")
- Crossfeed: 0.4mm (0.016")
- Room Temperature: 20~25°C (68~77°F)
- Grinding Wheel Size: Ø203 x 12.7 x Ø31.75mm (Ø8" x 1/2" x Ø1 1/4")



FSG-618M • 2A618


High Precision Surface Grinder

Machine Features

- This high-precision surface grinder has been specially developed to help manufactures with a wide range of needs.
- The tool cabinet in the machine base is specially designed for operator's convenience (618M).
- The interlock between electrical cabinet door and power supply is established to ensure safe operation.
- The maximum distance from the table surface to the spindle centerline is 450mm (177"), which provides more clearance for grinding.
- The manual grinders feature a spring-loaded-type table travel-stops that dampen the over travel caused by abnormal operations.
- The optimum span of double-V crossfeed guideways is designed based on bending moment, kinematics and supporting force.
- All essential castings are high-grade Meehanite cast iron which the stress-relieved has been done through annealing to eliminate internal stress.
- With the impressive stiffness and stability of its castings, this machine is suitable for both precision surface grinding and form grinding.
- This grinder is offered with one-year warranty for mechanical and electrical parts.

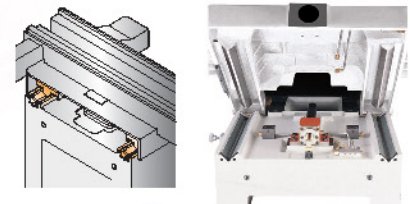
High Precision Cartridge Type Spindle

The spindle is supported by four pieces of Class 7 (P4) super-precision angular contact ball bearings, which have been accurately measured, selected and pre-loaded. Then it's assembled in a temperature controlled room to ensure better grinding accuracy and surface finish. The labyrinth seal type structure is designed to offer better water resistance, enhancing the longevity of the spindle bearings.



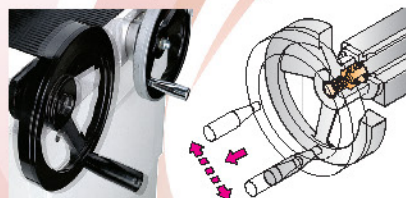
Durable Slideways

Machine base slideways are laminated with Turcite-B and precisely hand scraped. The low-friction slideways incorporated with an automatic forced lubrication system ensures high-accuracy and longer way life.




Indexable-Table Handwheel

The table handwheel can be indexed to a comfortable position to enhance the ease of table traverse. (618M only)



Continuous-Loop-Type Table Transmission Mechanism

A continuous-loop wire reinforced-cog timing belt drives the table. This system ensures slip-free and smooth transmission of table, enabling at least three-times longer life of a continuous-cog timing belt compared to that of the wire type or reciprocating timing belt type. The table traverses on hardened and ground guideways with steel ball bearings providing smooth, accurate and efficient table movement (618M).



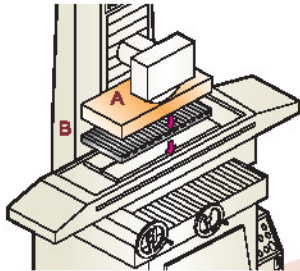
FSG-618M

Note: Machine shown with optional accessories

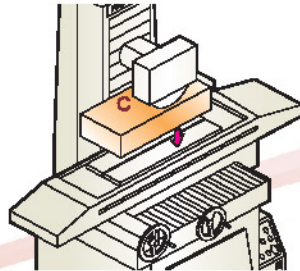
FSG-618M • 2A618

High Precision Surface Grinder

Permissible Load of Machine



Grinding with Magnetic Chuck



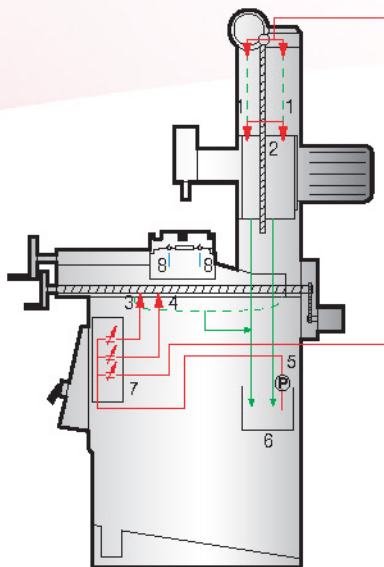
Grinding without Magnetic Chuck

The total suggested maximum workloads of table are shown as follows:

MODEL	FSG-618	FSG-2A618
A	180 (396)	
B	30 (66)	
C	210 (462)	

Kg (lbs.)

Automatic Lubrication



— Feed Loop
— Return Loop
— Grease Lubrication

1. Column slideways
2. Elevating leadscrew
3. Crossfeed leadscrew
4. Machine base Double-V slideways
5. Solenoid pump
6. Lubricator
7. Flow divider
8. Table guideways with ball bearings lubricated by grease

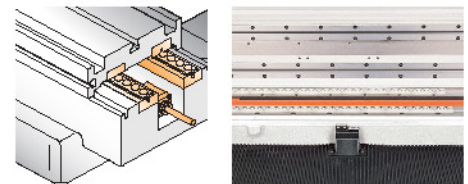
Table Guide Ways (2A618)

The table transverse features hardened and ground guideways with steel ball bearings, which have been accurately sieved, for smooth, accurate and efficient table movement. (2A618)



Table-Reversing Mechanism (2A618)

By using proximity switches, operator can easily set a suitable table stroke for each workpiece to save grinding time and to obtain higher grinding efficiency. The proximity switches have been properly covered for operator's safety (2A618).



FSG-2A618

Note: Machine shown with optional accessories

FSG-2A818 • 3A818

Automatic Surface Grinder

Machine Features

This series has been specially developed and recently improved to continuously offer reliable high-performance precision surface grinders. The high-precision FSG-3A series surface grinder has recently improved the control panel with easy to read LED numerals. Chevalier offers a one year limited-warranty that includes parts for mechanical and electrical components.

The Double-V crossfeed guideway span has been designed by applying kinematics to calibrate for minimum bending moments, thus achieving maximum support capability for table and workpiece.

All essential castings are made of a high-grade cast iron that is stress relieved by annealing, ensuring the greatest stability and rigidity with low-stress.

An interlock is placed between the electrical cabinet door and the power supply as an added safety feature. The maximum distance from table surface to spindle centerline is 450mm (17.7"), which provides more clearance for grinding.

High Precision Cartridge Type Spindle

The spindle is supported by four pieces of Class 7(P4) super-precision angular contact ball bearings. The bearing are accurately measured, selected and preloaded, then assembled to offer superior water resistance, increasing the life of the spindle bearings in the temperature-controlled rooms. This ensures better grinding accuracy and surface finish. The labyrinth seal type structure is designed to offer superior water resistance, increasing the life of the spindle bearings.




Table Reversing Mechanism

By using proximity switches, the operator can easily set a suitable table stroke for each workpiece to save grinding time and obtain higher grinding efficiency. The proximity switches have been properly covered for the safety of operator.




Table Guideways

The table traverses on hardened and round guideways with accurately sieved steel ball bearings, providing smooth, accurate and efficient table movement.



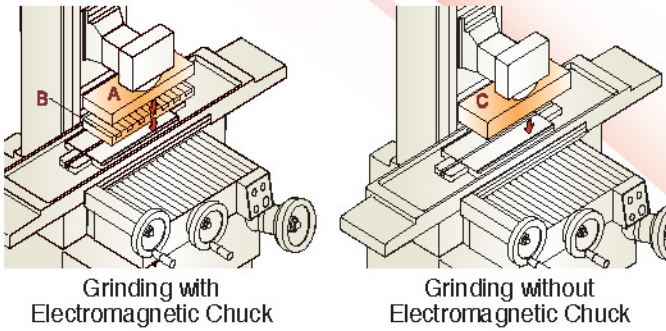
FSG-2A818

Note: Machine shown with optional accessories Longitudinal table movement is driven by hydraulic unit. Cross movement is driven by AC motor.

FSG-2A818 • 3A818

Automatic Surface Grinder

Permissible Load of Machine

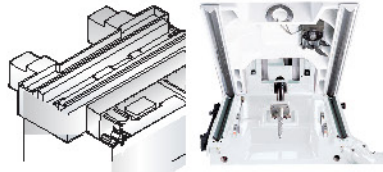


The total suggested maximum workloads of table are shown as follows:

	A=Workpiece	B=Magnetic Chuck	C=A+B
			Kg (lbs.)
MODEL	FSG-2A818	FSG-3A818	
A	215 (474)		
B	35 (77)		
C	250 (551)		

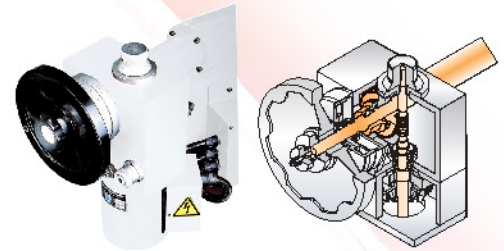
Durable Slideways

Machine-base slideways are laminated with Turcite-B and precisely hand-scraped, low-friction slideways incorporated with an automatic intermittent lubrication system to ensure high accuracy and longer life of slideways.



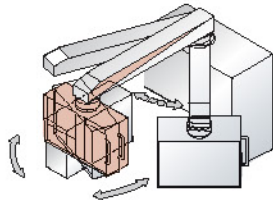
Elevating Micro-Feed Device (FSG-3A818)

The elevating system is equipped with a precision 0.002mm (00001") graduated micro-feed device, consisting of a worm and wormgear for precise manual positioning of the Y-axis.



Control Station (FSG-3A818)

The control station can be easily adjusted to a comfortable position for the operator's convenience. All switches, indicators, lamps, LEDs, and displays are ergonomically designed for easy operation.



FSG-3A818

Note: Machine shown with optional accessories. Longitudinal table movement is driven by hydraulic unit. Cross movement is driven by AC motor. Vertical feed is driven by AC motor and equipped with automatic downfeed device and manual micro downfeed device.



FSG-2A1224 • 3A1224

Automatic Surface Grinder

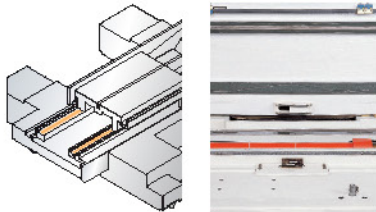
Machine Features

This series has been specially developed and improved in recent years in order to continuously offer you reliable high performance precision surface grinders. And as a guarantee of that reliability we offer one year limited-warranty including parts for mechanical and electrical components. The Double-V crossfeed guideway span has been designed applying kinematics to calibrate minimum bending movements to

achieve maximum support capability for table and workpiece. All of high-grade cast iron that is stress-relieved by annealing to ensure superior stability and rigidity. An interlock has been placed between the electrical cabinet door and power supply as an added safety feature. The maximum distance from table surface to spindle centerline is 630mm(24.8") which provides more space for grinding.

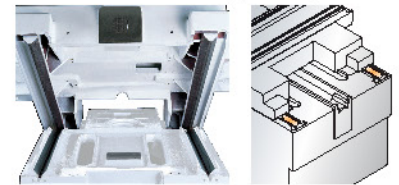
Longitudinal Slideways

The longitudinal slideways are laminated with Turcite-B and precisely hand scraped. The low-friction slideways incorporated with automatic forced lubrication system ensures high accuracy and longer way life.



Durable Slideways

Machine base slideways are laminated with Turcite-B and precisely hand-scraped. The low-friction slideways incorporated with automatic forced lubrication system ensures high accuracy and longer life of slideways.



High-Precision-Type Spindle

The spindle is supported by four pieces of Class 7(P4) super-precision angular-contact ball bearing. The bearings have been accurately measured, selected and preloaded and then assembled to ensure superior water resistance, longevity grinding accuracy and surface finish. The labyrinth seal type structure is designed to offer superior water resistance, increasing the life of the spindle bearings.


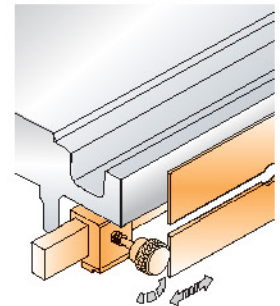


Table Reversing Mechanism

By using proximity switches, operator can easily set suitable table stroke for each workpiece to save grinding time and obtain higher grinding efficiency. The proximity switches are properly covered for operator's safety.



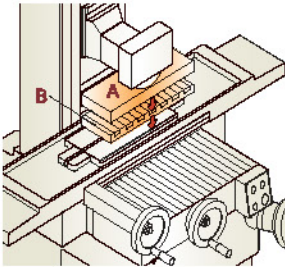
FSG-2A1224

Note: Machine shown with optional accessories

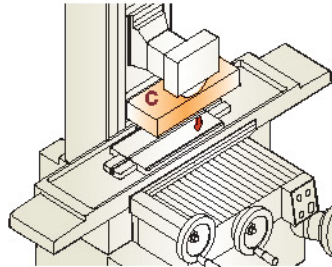
FSG-2A1224 • 3A1224

Automatic Surface Grinder

Permissible Load of Machine



Grinding with
Electromagnetic Chuck



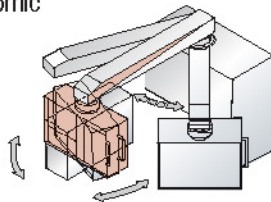
Grinding without
Electromagnetic Chuck

The total suggested maximum workloads of table are shown as follows:

MODEL	Kg (lbs.)	
	FSG-2A1224	FSG-3A1224
A	314 (691)	
B	106 (233)	
C	420 (924)	

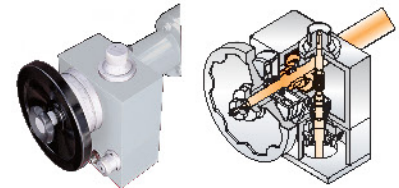
Control Station (3A Series)

The control station can be adjusted to a comfortable position for operator. All switches, indicators, lamps, LEDs, and displays are designed as ergonomic concept for easy operation.



Elevating Micro-Feed Device (3A Series)

The stepping downfeed device is very convenient for rough- and fine-grinding. By pushing down the step-feed button, the infeed wheelhead will be 25µm (000001") or 5µm (00002") selected by a selector at the top of this device. At the upper position there is an adjustable handle for approaching and rough-grinding.



FSG-3A1224

Note: Machine shown with optional accessories

Optional Accessories



Halogen Lamp

B01-0101 (618M / 2A618, 612SP / 618SP / 818SP)
B01-0601 (3A818)
B01-0901 (2A818)
(12V / 20W)



Machine Lamp

B01-0903 (2A, 3A1224)
(12V / 50W)




Diamond Dresser

B03-0101 (618M / 2A618)
0.1 Carat
B03-0401 (2A, 3A1224)
1.0 Carat



Diamond Dresser

B03-0601
(2A, 3A818, 612SP / 618SP / 818SP)
0.5 Carat



Single Face Dresser

B13-0301 (2A, 3A1224)



Wheel Flange

B05-0101 (618M / 2A618, 612SP / 618SP / 818SP, 2A, 3A818)
Suitable for $\varnothing 203 \times \varnothing 31.75 \times 12.7 \sim 19$ mm
(8" x 1 1/4" x 1/2" ~ 3/4") grinding wheel



Wheel Flange

B05-0401 (2A, 3A1224)
Suitable for $\varnothing 355 \times \varnothing 127 \times 50$ mm
(13.97" x 5" x 1.97") grinding wheel



Punch Former

B07-01011 All series
Diameter of the punch: 4~25mm
(0.16" ~ 1")
Length of the punch: over 22mm (7/8")




Permanent Magnetic Chuck

B09-0102 (618M / 2A618)
150 x 450mm (5 7/8" x 17 3/4")
B09-0103 (2A, 3A818, 818SP)
200 x 450mm (7 7/8" x 17 3/4")
B09-0101 (612SP)
B09-0602 (612SP)(fine pole)
150 x 300mm (5 7/8" x 11 7/8")
B09-0102 (618SP)
B09-0110 (618SP) (fine pole)
150 x 450mm (5 7/8" x 17 3/4")
B09-0103 (818SP)
B09-0604 (818SP) (fine pole)
200 x 450mm (7 7/8" x 17 3/4")



Inclinable Magnetic Chuck

B09-0104 (612SP)
100 x 175mm (3 15/16" x 6 7/8")
B09-0105 (618M / 2A618, 618SP / 818SP, 2A, 3A818)
150 x 300mm (5 7/8" x 11 7/8")




Electromagnetic Chuck

B09-0605 (612SP)
B09-0608 (612SP) (fine pole)
150 x 300mm (5 7/8" x 11 7/8")
B09-0106 (618M / 2A618, 618SP)
150 x 450mm (5 7/8" x 17 3/4")
B09-06071 110V (2A, 3A818)
200 x 450mm (7 7/8" x 17 3/4")
* To order B23-0701(2A) or B23-0602 (3A) chuck control is required.
B09-0609 (618SP) (fine pole)
150 x 450mm (5 7/8" x 17 3/4")
B09-0607 (818SP)
B09-0610 (818SP) (fine pole)
200 x 450mm (7 7/8" x 17 3/4")
* To order B23-0901 control is required.
B09-04011(2A, 3A1224)
300mm x 600mm (11 3/4" x 23 5/8")
* To order B23-0701(2A) or B23-0602 (3A) chuck control is required.



Inclinable Electromagnetic Chuck

B09-0601 (618M / 2A618)
150 x 450mm (5 7/8" x 17 3/4")
B09-1101 (612SP)
100 x 175mm (3 15/16" x 6 7/8")
B09-0107 (618SP / 818SP)
150 x 300mm (5 7/8" x 11 3/4")
B09-09011 100V (2A, 3A818)
200 x 300mm (7 7/8" x 11 3/4")
* To order B23-0701(2A) or B23-0602 (3A) chuck control is required.




Precision Vise (All Series)

B11-0101 50 x 76mm (2" x 3")
B11-0102 63 x 100mm
(2 31/64" x 3 15/16")
B11-0103 76 x 100mm (3" x 3 15/16")
B11-0104 89 x 127mm (3 1/2" x 5")
B11-0105 100 x 127mm (3 15/16" x 5")



Parallel Dressing Attachment (Manual)

B13-0101 (618M / 2A618)
B13-1101 (612SP / 618SP / 818SP)
B13-0603 (2A, 3A818)
Suitable for 203mm (8") grinding wheel
B13-0902 (2A, 3A1224)
MAX. OD: 355mm (13.97")
MIN. OD: 235mm (9.25")



Parallel Dressing Attachment (Hydraulic Crossfeed, Manual Downfeed)

B13-04011(2A, 3A1224)
MAX. OD: 355mm (13.97")
MIN. OD: 235mm (9.25")



Parallel Dressing Attachment (Hydraulic Crossfeed, Manual Downfeed)

B13-0601 (2A, 3A818)
Suitable for 203mm (8") grinding wheel



Rapid Elevation with Micro Downfeed Device

(Standard on 3A series)
B39-0901 (2A818 / 1224)
Motor: 0.19kW (1/4 HP)
Micro feed: Per revolution 0.2mm (0.01")
Per graduation 0.002mm (0.0001")



Micro Crossfeed Device

B39-1101 (612SP / 618SP / 818SP)
Per revolution 0.1mm (0.005")
Per graduation 0.001mm (0.00005")



Rapid Elevation Device

B39-1102 (612SP / 618SP / 818SP)
Motor: 0.19kW (1/4HP)
Speed: 175mm/min. (8.75ipm) - 60Hz
Speed: 145mm/min. (7.25ipm) - 50Hz



Elbe Grinding Wheel

(for Mirror Surface Grinding)
5915-44211002
(81A46-3K9V26) (612SP / 618SP / 818SP)
5915-44211005
(81A46-3112V26) (612SP / 618SP / 818SP)



Single Side Water Baffle

B19-0906 (2A, 3A818)

Double Side Water Baffle

B19-0910 (2A, 3A1224)



Splash Guard

(with Nozzle for Coolant System)

B19-0102 (618M / 2A618)

B19-0909 (2A, 3A818)

B19-1101 (612SP)

B19-1102 (618SP / 818SP)

B19-0907 (2A, 3A1224)



Balancing Stand with Bubble

B15-0102

(612SP / 618SP / 818SP / 2A, 3A818)

Suitable for $\varnothing 230\text{mm}$ (9") grinding wheel




Balancing Stand

(ROLLER TYPE) All Series

B15-0601

Suitable for $\varnothing 203\sim 355\text{mm}$ (8"~13.98") grinding wheel



Balancing Stand with Leveling Bubble

B15-0301 (2A, 3A1224)

MAX. OD: 355mm (13.98")

MAX. WIDTH: 50mm (1.97")



Universal Wheel Guard for Side Forming

B41-0106 (618M / 2A618)

B41-1101 (612SP / 618SP / 818SP)

B41-0901 (2A, 3A818)

Suitable for: $\varnothing 203\text{mm}$ (8") grinding wheel



Micro Downfeed Device

(Standard on 3A series)

B39-0902 (2A818 / 1224)

Micro feed: Per revolution 0.2mm (0.01")

Per graduation 0.002mm (0.0001")



Chuck Controller

(with variable holding power and auto demagnetizer)

B23-0106 (618M / 2A618, 612SP /

618SP / 818SP)

Input: 110VAC

Output: 0~90VDC



Chuck Controller

B23-0401 (3A818 / 1224 CE machines and all 2A818 / 1224 machines) (2A1224)

Input: 135VAC

Output: 115VDC



Chuck Controller

B23-0602 (3A818 / 3A1224)

Input Voltage: 135V AC

Output Voltage: 110V DC

with variable holding power control and auto. demagnetizer (for CE machines, please choose B23-0401).



Coolant System

B17-0110

Volume: 42L

Pump: 1/8HP

Coolant Capacity: 20L/min.

Space: 530 x 360mm (20.87" x 14 1/4")

Height: 500mm (19 7/8")



Coolant System with Double Filter

B17-0901

Volume: 95L; Pump: 1/8 HP

Coolant Capacity: 20L/min.

Space: 660 x 480mm (26" x 18.9")

Height: 610mm (24")



Coolant System with Manual Paper Feeding Device (with 1 roll of Paper)

B17-0107 (2A, 3A1224)

Volume: 85L; Pump: 1/8 HP

Coolant Capacity: 20L/min.

Space: 550 x 1,000mm

(21 21/32" x 39 3/8")

Height: 775mm (30 1/2")

Optional Accessories

Coolant System with Auto Paper Feeding Device



(with 1 roll of paper)
 B17-0301 (2A, 3A1224)
 Volume: 120 L
 Paper feeding motor: 25W
 Pump: 1/8HP
 Space: 1,450 x 620mm (57.1" x 24.4")
 Height: 760mm (29.9")

Coolant System with Auto Paper Feeding Device and Magnetic Separator




(with 1 roll of paper)
 B17-0302
 Volume: 120L
 Paper feeding motor: 25W
 Pump: 1/8HP
 Coolant Capacity: 20L/min.
 Separator Capacity: 40L/min.
 Space: 1,450 x 620mm (57.1" x 24.4")
 Height: 760mm (29.9")

Coolant System with Magnetic Separator



B17-0105
 Volume: 50L
 Pump: 1/8HP
 Coolant Capacity: 20L/min.
 Separator Capacity: 20L/min.
 Space: 655 x 520mm
 (25.8" x 20.5")
 Height: 730mm (28.7")

Combination Coolant and Dust Exhaust Unit with Magnetic Separator



B17-0106
 Volume: 34L
 Pump: 1/8HP
 Coolant Capacity: 20L/min.
 Separator Capacity: 20L/min.
 Space: 628 x 790mm
 (24.7" x 31.1")
 Height: 680mm (26.8")



Combination Coolant and Dust Exhaust Unit

B17-0101
 Volume: 34L
 Pump: 1/8HP
 Coolant Capacity: 20L/min.
 Space: 398 x 798mm
 (15.7" x 31.4")
 Height: 680mm (26.8")



Dust Collector

B17-0102
 Suction Motor: 1/2HP , 2P
 Space: 470 x 500mm
 (18.5" x 19.7")
 Height: 585mm (23")

Standard Accessories

3A818/2A818

- | | | |
|----------------------|--------------------------|-------------------------|
| 1. Tool box | 8. Magnetic fixing bolt | 14. Cross screwdriver |
| 2. Wrench | 9. Leveling bolt | 15. Slotted screwdriver |
| 3. Semicircle wrench | 10. plugs | 16. Touch-up paint |
| 4. Extractor nut | 11. Lifting lever | 17. Hex. wrench |
| 5. Balancing arbor | 12. Phillips head screws | 18. Grinding wheel |
| 6. Leveling pads | 13. Headless screws | 19. Wheel flange |

3A1224/2A1224

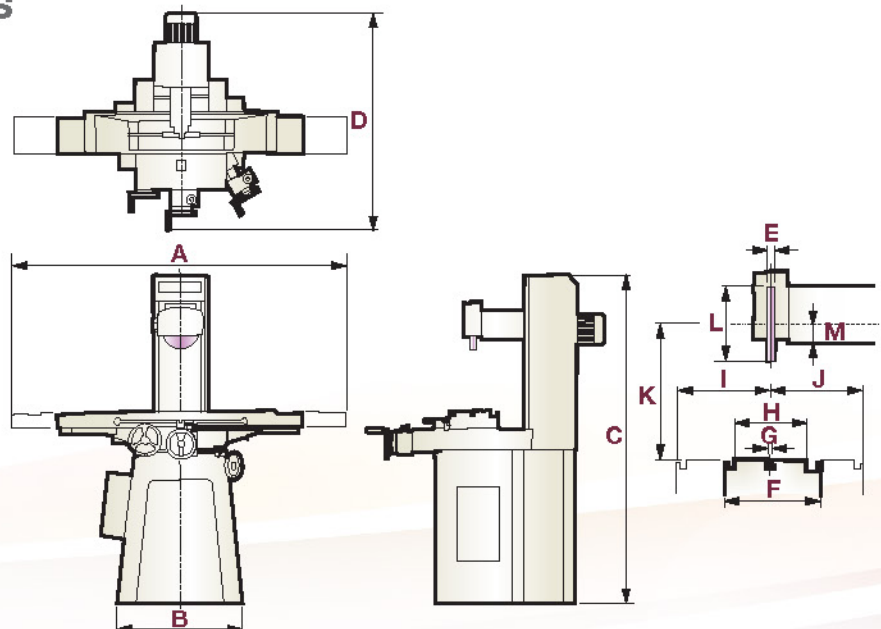
- | | | |
|-------------------------|-------------------------|--------------------|
| 1. Tool box | 7. Leveling bolt | 13. Touch-up paint |
| 2. Wheel fixing bolt | 8. plugs | 14. Hex. wrench |
| 3. Balancing arbor | 9. Lifting lever | 15. Grinding wheel |
| 4. Leveling pads | 10. Headless screws | 16. Wheel flange |
| 5. Magnetic locking nut | 11. Cross screwdriver | |
| 6. Magnetic fixing bolt | 12. Slotted screwdriver | |

Dimensional Drawings

ACCUGRIND-612SP / 618SP / 818SP

Unit: mm(")

MODEL	612SP	618SP	818SP
A	1,750 (68.89")	2,040 (80.3")	
B	685 (26.97")		
C	1,870 (73.6")	2,134 (84")	
D	1,360 (53.5")		
E	12.7 (0.5")		
F	267 (10.5")		
G	11 (0.433")		
H	152 (5.98")	200 (7.87")	
I	225 (8.9")	254 (10")	
J	244 (9.6")	242 (9.5")	
K	500 (19.69")		
L	203 (7.99")		
M	50 (1.96")		

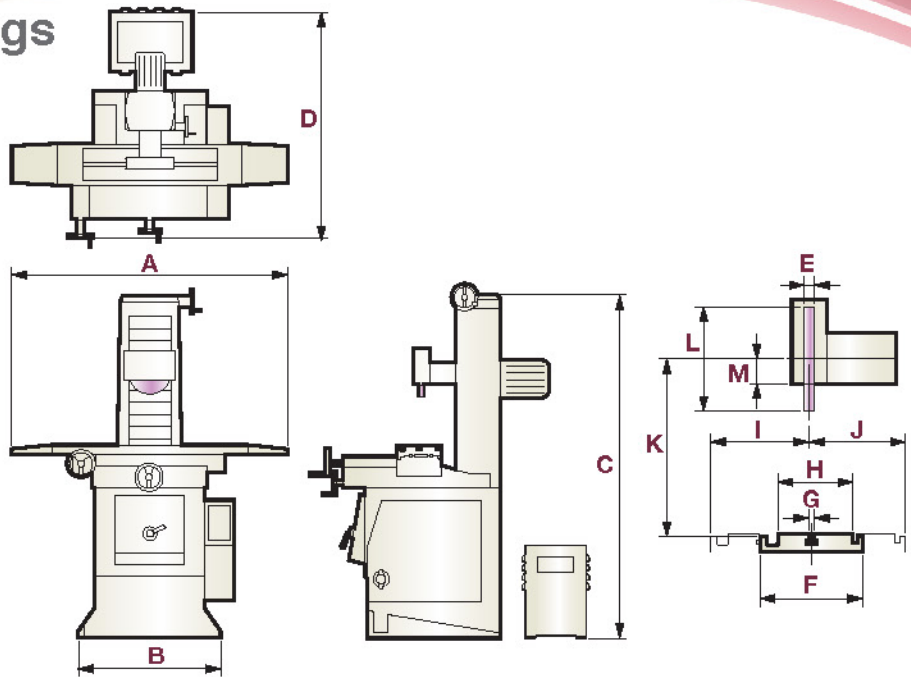


Dimensional Drawings

FSG-618M / 2A618

Unit: mm(")

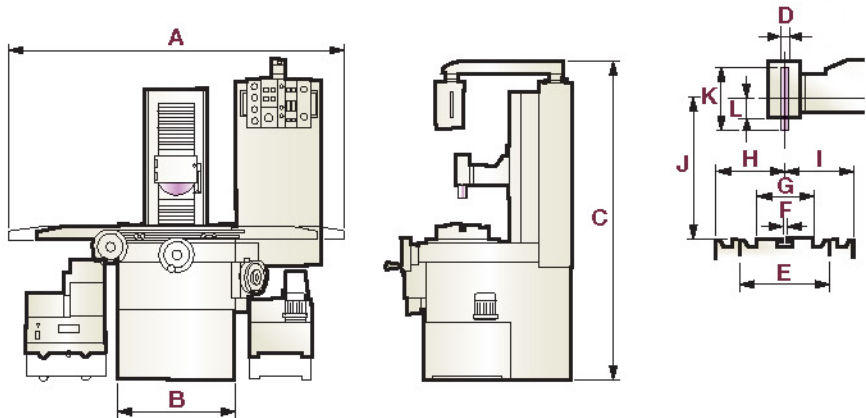
MODEL	FSG-618M / FSG-2A618
A	1,900 (74.8")
B	690 (27.2")
C	2,130 (83.86")
D	1,400 (55.12") 1,600 (62.99")
E	12.7 (0.5")
F	200 (7.9")
G	11 (0.4")
H	146 (5.7")
I	197 (7.8")
J	183 (7.2")
K	450 (17.7")
L	203 (7.99")
M	50 (1.97")



FSG-2A818 / 3A818

Unit: mm(")

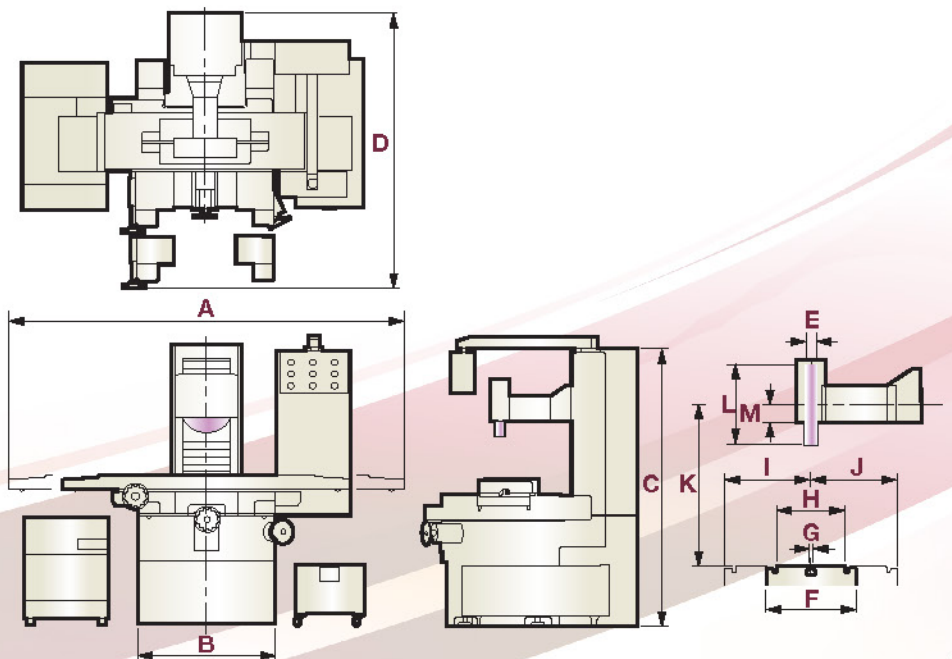
MODEL	FSG-2A818 / FSG-3A818
A	2,200 (86.6")
B	690 (27.2")
C	1,950 (76.77")
D	12.7 (0.5")
E	305 (12")
F	12 (0.5")
G	206 (8.1")
H	274 (10.8")
I	271 (10.7")
J	450 (17.7")
K	203 (8")
L	54 (2.1")



FSG-2A1224 / 3A1224

Unit: mm(")

MODEL	FSG-2A1224 / 3A1224
A	2,670 (105.1")
B	920 (36.2")
C	2,050 (80.71")
D	1,810 (71.3")
E	50 (1.97")
F	402 (15.8")
G	14 (0.6")
H	305 (12")
I	385 (15.2")
J	387 (15.2")
K	MAX. : 600 (23.6")
L	355 (13.98")
M	83 (3.3")



Specification

Description		Unit	612SP	618SP	818SP
Table size		mm (")	152 x 330 (6" x 13")	152 x 480 (6" x 19")	203 x 480 (8" x 19")
Max. grinding length	Longitudinal	mm (")	355 (14")	500 (19")	
Max.grinding width	Crosswise	mm (")	203 (8")		230 (9")
Max. distance from table		mm (")	500(19")		
Standard magnetic chuck size		mm (")	150 x 300 (5.9" x 11.8")	150 x 450 (5.9" x 17.7")	200 x 450 (7.9" x 17.7")
Longitudinal movement of table	Travel, hydraulic	mm (")	N/A		
	Maxi. travel, manual	mm (")	360 (14")	510 (20")	
	Table speed, variable	m/mm (fpm)	N/A		
Cross movement of table	Rapid travel, approx.	m/mm (imp)	N/A		
	Auto increment	mm (")	N/A		
	Max. auto travel	mm (")	N/A		
	Max. manual travel	mm (")	203 (8")	230 (9")	
	Handwheel per revolution	mm (")	5 (0.2")		
	Handwheel per graduation	mm (")	0.02 (0.001")		
	Micro Feed	mm (")	Optional 0.001 (0.000050")		
Wheelhead vertical infeed	Automatic infeed	mm (")	N/A		
	Handwheel per revolution	mm (")	1 (0.05")		
	Handwheel per graduation	mm (")	0.005 (0.001")		
	Rapid travel, approx.	mm/min (ipm)	Optional 330 (13)		
	Micro feed	Per revolution	mm (")	0.02 (0.001")	
Per graduation		mm (")	0.001 (0.000050")		
Grinding spindle drive	Speed	Hz/rpm	60/3,450 , 50/2,850		
	Power rating	kW (HP)	1.5 (2)		
Hydraulic drive	Power rating	kW (HP)	N/A		
Crossfeed drive	Power rating	W (HP)	N/A		
Elevating drive	Power rating	kW (HP)	Optional 0.19 (1/4)		
Standard grinding wheel	Diameter	mm (")	Ø203 (8")		
	Width	mm (")	Optional 12.7 (0.5") , Max. 25.4 (1")		
	Bore	mm (")	Ø31.75 (1 1/4")		
Floor space (L x W x H)	Total space required	mm (")	1,750 x 1,360 x 1,870 (69" x 53.5" x 73.6")	2,040 x 1,360 x 2,134 (80" x 53.5" x 84")	
Net weight	Approx. Based on 3A	Kg (lbs.)	900 (1,980)	950 (2,090)	1,050 (2,310)
Rated power	approx	kW (HP)	1.65 (2.2)		
Packing dimensions (L x W x H)		mm (")	1,473 x 1,232 x 2,134 (58" x 48.5" x 84")		

• All content is for reference only and may be subject to change without notice or obligation.

	FSG-618M	FSG-2A618	FSG-2A818	FSG-3A818	FSG-2A1224	FSG-3A1224
	146 x 460 (5.7" x 18")		203 x 457 (8" x 18")		305 x 610 (12" x 24")	
	457 (18")		457 (18")		610 (24")	
	152 (6")		203 (8")		305 (12")	
	450 (17")		450 (17")		600(23")	
	150 x 450 (5.9" x 17.7")		200 x 450 (7.9" x 17.7")		300 x 600 (11.8" x 23.6")	
	N/A	500 (19.7")	500 (19.7")		650 (25.6")	
	482 (19")	510 (20")	530 (21")		700 (27.6")	
	N/A	5~25 (16~82 fpm)	5~25 (16~82 fpm)		5~25 (16~82 fpm)	
	N/A	960 (28 imp)	960 (48 imp)		1,100 (56 imp)	
	N/A	0.4~6 (0.02"~0.24")	0.4~6 (0.02"~0.24")		1~12 (0.04"~0.5")	
	N/A	171 (6.7")	230 (9")		360 (14.2")	
	180 (7")		240 (9.4")		370 (14.6")	
	3 (0.1")		4 (0.2")		4 (0.2")	
	0.01 (0.005")		0.02 (0.001")		0.02 (0.001")	
	N/A		N/A		N/A	
	N/A		N/A	0.002~0.04 (0.0001"~0.0002")	N/A	0.002~0.04 (0.0001"~0.0002")
	2 (0.1")		2 (0.1")		2 (0.1")	
	0.01 (0.0005")		0.01(0.0005")		0.01(0.0005")	
	N/A		N/A	330 (13)	N/A	330 (13)
	N/A		N/A	0.2(0.1)	N/A	0.2(0.1)
	N/A		N/A	0.002 (0.0001)	N/A	0.002 (0.0001)
	60/3,450 , 50/2,850		60/3,450 , 50/2,850		60/1,750 , 50/1,450	
	1.5 (2)		1.5 (2)		3.7 (5)	
	N/A	0.75 (1)	0.75 (1)		1.5 (2)	
	N/A	40 (0.05)	40 (0.05)		40 (0.05)	
	N/A		0.19 (1/4) Optional	0.19 (1/4) Standard	0.19 (1/4) Optional	0.19 (1/4) Standard
	Ø203 (8")		Ø203 (8")		Ø355 (14")	
	12.7 (0.5")		12.7 (0.5")		50 (2")	
	Ø31.75 (1 1/4")		Ø31.75 (1 1/4")		Ø127 (5")	
	1,900 x 1,400 x 2,130 (75" x 55" x 84")	1,900 x 1,600 x 2,130 (75" x 63" x 84")	2,200 x 1,575 x 1,950 (86" x 62" x 76")		2,670 x 1,810 x 2,050 (105" x 71" x 80")	
	680 (1,500)	800 (1,760)	1,320 (2,907)		2,100 (4,630)	
	1.65 (2.2)	2.5 (3.3)	3.7 (5)		7.4 (10)	
	1,120 x 1,016 x 2,160 (44" x 40" x 85")	1,550 x 1,120 x 2,130 (61" x 44" x 84")	1,854 x 1,549 x 2,210 (73" x 61" x 87")		2,743 x 1,905 x 2,235 (105" x 72" x 75")	



Grinding Machine

Grinding Machine

Turning Machine

Milling Machine

Headquarters

FALCON MACHINE TOOLS CO., LTD.

No. 34, Hsing Kong Road, Shang Kang, Chang Hua
TAIWAN 50971

Tel: +886 4 799 1126 Fax: +886 4 798 0011

www.chevalier.com.tw

overseas@chevalier.com.tw

U.S.A. Headquarters

CHEVALIER MACHINERY INC.

9925 Tabor Place, Santa Fe Springs, CA 90670 U.S.A.

Tel: (562) 903 1929 Fax: (562) 903 3959

www.chevalierusa.com

info@chevalierusa.com



All content is for reference only and may be subject to change without notice or obligation.